

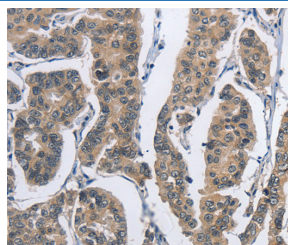
DSG2 Polyclonal Antibody

catalog number: E-AB-11155

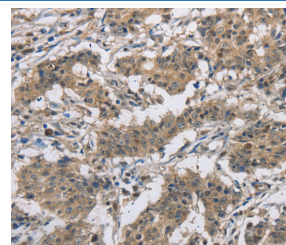
Note: Centrifuge before opening to ensure complete recovery of vial contents.

Description	
Reactivity	Human
Immunogen	Recombinant protein of human DSG2
Host	Rabbit
Isotype	IgG
Purification	Affinity purification
Conjugation	Unconjugated
Buffer	Phosphate buffered solution, pH 7.4, containing 0.05% stabilizer and 50% glycerol.
Applications	Recommended Dilution
IHC	1:50-1:200

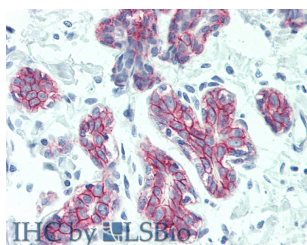
Data



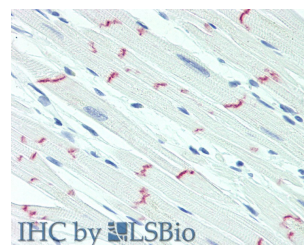
Immunohistochemistry of paraffin-embedded Human breast cancer tissue using DSG2 Polyclonal Antibody at dilution 1:50



Immunohistochemistry of paraffin-embedded Human gastric cancer tissue using DSG2 Polyclonal Antibody at dilution 1:50



Immunohistochemistry of paraffin-embedded Breast tissue using DSG2 Polyclonal Antibody at dilution of 1:60(Elabscience Product Detected by Lifespan).



Immunohistochemistry of paraffin-embedded Heart tissue using DSG2 Polyclonal Antibody at dilution of 1:60(Elabscience Product Detected by Lifespan).

Preparation & Storage

Storage	Store at -20°C Valid for 12 months. Avoid freeze / thaw cycles.
Shipping	The product is shipped with ice pack, upon receipt, store it immediately at the temperature recommended.

Background

Desmosomes are cell-cell junctions between epithelial, myocardial, and certain other cell types. This gene product is a calcium-binding transmembrane glycoprotein component of desmosomes in vertebrate epithelial cells. Currently, three desmoglein subfamily members have been identified and all are members of the cadherin cell adhesion molecule superfamily. These desmoglein gene family members are located in a cluster on chromosome 18. This second family member is expressed in colon, colon carcinoma, and other simple and stratified epithelial-derived cell lines.

For Research Use Only