
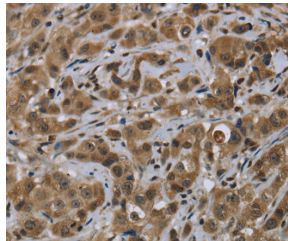
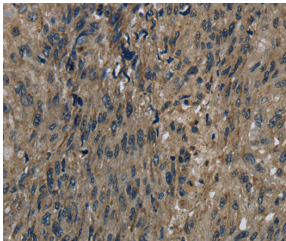


FTO Polyclonal Antibody

catalog number: E-AB-11248

Note: Centrifuge before opening to ensure complete recovery of vial contents.

Description	
Reactivity	Human
Immunogen	Recombinant protein of human FTO
Host	Rabbit
Isotype	IgG
Purification	Affinity purification
Conjugation	Unconjugated
Buffer	Phosphate buffered solution, pH 7.4, containing 0.05% stabilizer and 50% glycerol.
Applications	Recommended Dilution
WB	1:500-1:2000
IHC	1:100-1:300

Data	
 <p>Western Blot analysis of Human fetal brain tissue using FTO Polyclonal Antibody at dilution of 1:650</p> <p>Calculated-MW:58 kDa</p>	 <p>Immunohistochemistry of paraffin-embedded Human breast cancer using FTO Polyclonal Antibody at dilution of 1:60</p>
 <p>Immunohistochemistry of paraffin-embedded Human esophagus cancer using FTO Polyclonal Antibody at dilution of 1:60</p>	

Preparation & Storage	
Storage	Store at -20°C Valid for 12 months. Avoid freeze / thaw cycles.
Shipping	The product is shipped with ice pack, upon receipt, store it immediately at the temperature recommended.

Background	
<p>This gene is a nuclear protein of the AlkB related non-haem iron and 2-oxoglutarate-dependent oxygenase superfamily but the exact physiological function of this gene is not known. Other non-heme iron enzymes function to reverse alkylated DNA and RNA damage by oxidative demethylation. Studies in mice and humans indicate a role in nervous and cardiovascular systems and a strong association with body mass index, obesity risk, and type 2 diabetes.</p>	

For Research Use Only