

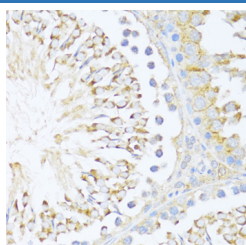
DDX3Y Polyclonal Antibody

catalog number: E-AB-63587

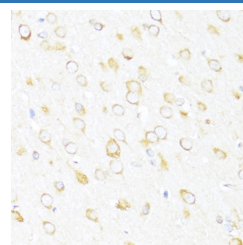
Note: Centrifuge before opening to ensure complete recovery of vial contents.

Description	
Reactivity	Human;Mouse;Rat
Immunogen	Recombinant fusion protein of human DDX3Y (NP_001116137.1).
Host	Rabbit
Isotype	IgG
Purification	Affinity purification
Buffer	Phosphate buffered solution, pH 7.4, containing 0.05% stabilizer and 50% glycerol.
Applications	Recommended Dilution
IHC	1:50-1:100
IF	1:50-1:100

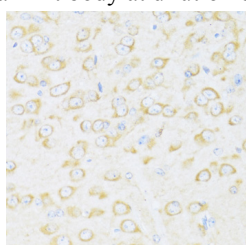
Data



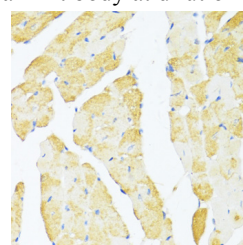
Immunohistochemistry of paraffin-embedded Rat testis using DDX3Y Polyclonal Antibody at dilution of 1:100 (40x lens).



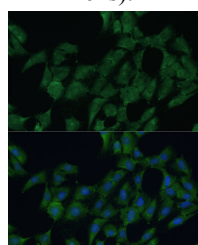
Immunohistochemistry of paraffin-embedded Rat brain using DDX3Y Polyclonal Antibody at dilution of 1:100 (40x lens).



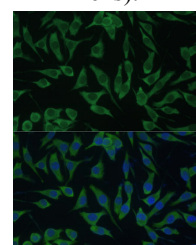
Immunohistochemistry of paraffin-embedded Mouse brain using DDX3Y Polyclonal Antibody at dilution of 1:100 (40x lens).



Immunohistochemistry of paraffin-embedded Mouse heart using DDX3Y Polyclonal Antibody at dilution of 1:100 (40x lens).

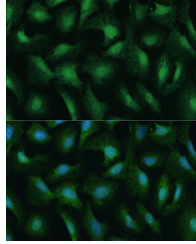


Immunofluorescence analysis of C6 cells using DDX3Y Polyclonal Antibody at dilution of 1:100 (40x lens). Blue: DAPI for nuclear staining.



Immunofluorescence analysis of L929 cells using DDX3Y Polyclonal Antibody at dilution of 1:100 (40x lens). Blue: DAPI for nuclear staining.

For Research Use Only



Immunofluorescence analysis of U-2 OS cells using DDX3Y

Polyclonal Antibody at dilution of 1:100 (40x lens). Blue:

DAPI for nuclear staining.

Preparation & Storage

Storage

Store at -20°C Valid for 12 months. Avoid freeze / thaw cycles.

Shipping

The product is shipped with ice pack, upon receipt, store it immediately at the temperature recommended.

Background

The protein encoded by this gene is a member of the DEAD-box RNA helicase family, characterized by nine conserved motifs, included the conserved Asp-Glu-Ala-Asp (DEAD) motif. These motifs are thought to be involved in ATP binding, hydrolysis, RNA binding, and in the formation of intramolecular interactions. This protein shares high similarity to DDX3X, on the X chromosome, but a deletion of this gene is not complemented by DDX3X. Mutations in this gene result in male infertility, a reduction in germ cell numbers, and can result in Sertoli-cell only syndrome. Pseudogenes sharing similarity to both this gene and the DDX3X paralog are found on chromosome 4 and the X chromosome. Alternative splicing results in multiple transcript variants encoding different isoforms.

For Research Use Only

Toll-free: 1-888-852-8623
Web: www.elabscience.com

Tel: 1-832-243-6086
Email: techsupport@elabscience.com

Fax: 1-832-243-6017

Rev. V1.6