

DNAJB4 Polyclonal Antibody

catalog number: E-AB-11163

Note: Centrifuge before opening to ensure complete recovery of vial contents.

Description


Reactivity	Human;Mouse
Immunogen	Recombinant protein of human DNAJB4
Host	Rabbit
Isotype	IgG
Purification	Affinity purification
Conjugation	Unconjugated
Buffer	Phosphate buffered solution, pH 7.4, containing 0.05% stabilizer and 50% glycerol.

Applications

Recommended Dilution

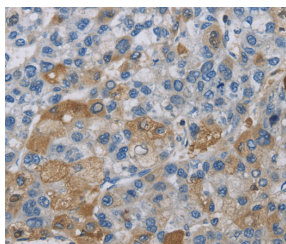
WB	1:500-1:2000
IHC	1:25-1:100

Data

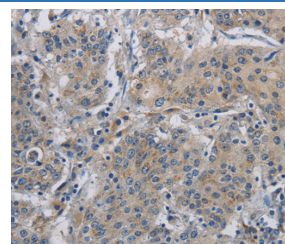


Western Blot analysis of Human fetal liver, Mouse skeletal muscle and heart tissue, Hela and Jurkat cell using DNAJB4 Polyclonal Antibody at dilution of 1:200

Calculated-MW:38 kDa



Immunohistochemistry of paraffin-embedded Human liver cancer using DNAJB4 Polyclonal Antibody at dilution of 1:50



Immunohistochemistry of paraffin-embedded Human gastric cancer using DNAJB4 Polyclonal Antibody at dilution of 1:50

Preparation & Storage

Storage	Store at -20°C Valid for 12 months. Avoid freeze / thaw cycles.
Shipping	The product is shipped with ice pack, upon receipt, store it immediately at the temperature recommended.

Background

DNAJB4 belongs to the evolutionarily conserved DNAJ/HSP40 protein family. For background information on the DNAJ family, see MIM 608375.

For Research Use Only