

XAB2 Polyclonal Antibody

catalog number: E-AB-53550

Note: Centrifuge before opening to ensure complete recovery of vial contents.

Description

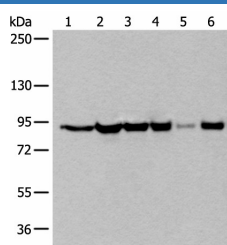
| | |
|---------------------|--|
| Reactivity | Human;Mouse;Rat |
| Immunogen | Synthetic peptide of human XAB2 |
| Host | Rabbit |
| Isotype | IgG |
| Purification | Antigen affinity purification |
| Conjugation | Unconjugated |
| buffer | Phosphate buffered solution, pH 7.4, containing 0.05% stabilizer and 50% glycerol. |

Applications

Recommended Dilution

| | |
|------------|--------------|
| WB | 1:500-1:2000 |
| IHC | 1:25-1:100 |

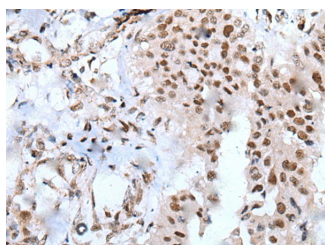
Data



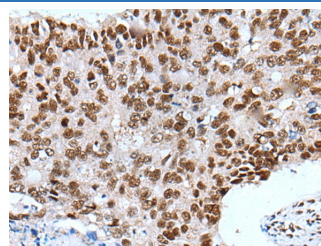
Western blot analysis of 293T cell lysates using XAB2 Polyclonal Antibody at dilution of 1:250

Observed-MV:Refer to figures

Calculated-MV:100 kDa



Immunohistochemistry of paraffin-embedded Human liver cancer tissue using XAB2 Polyclonal Antibody at dilution of 1:25(×200)



Immunohistochemistry of paraffin-embedded Human colorectal cancer tissue using XAB2 Polyclonal Antibody at dilution of 1:25(×200)

Preparation & Storage

| | |
|-----------------|--|
| Storage | Store at -20°C Valid for 12 months. Avoid freeze / thaw cycles. |
| Shipping | The product is shipped with ice pack,upon receipt,store it immediately at the temperature recommended. |

Background

For Research Use Only

XAB2 Polyclonal Antibody

catalog number: E-AB-53550



HCNP, also known as XAB2 (Xeroderma pigmentosum group A (XPA) binding protein 2), HCRN, SYF1 or NTC90, is a nuclear protein that participates in transcription, transcription-coupled repair (TCR) and pre-mRNA splicing. It contains fifteen tetratricopeptide repeat motifs and associates with nucleotide excision repair machinery. More specifically, HCNP associates with Cockayne syndrome group A and B proteins (CSA and CSB), RNA Polymerase II (Pol II) and XPA in response to DNA damage and is believed to function in the TCR pathway. HCNP also functions as an essential component of a pre-mRNA splicing complex of the spliceosome (composed of AQR (aquarius), PRP19, CCDC16, HCNP, ISY1 and Cyclophilin E) and is required for proper RNA synthesis in the cell. In addition, HCNP functions as a component of the RAR corepressor complex with RAR and HDAC3 and exhibits an inhibitory effect on ATRA-induced cell differentiation. This suggests that HCNP may function as useful target in cancer therapy.

For Research Use Only

A Reliable Research Partner in Life Science and Medicine
Tel: 400-999-2100

Email: techsupport@elabscience.cn

Web: www.elabscience.cn

Rev. V1.7