

GGCX Polyclonal Antibody

catalog number: E-AB-11264

Note: Centrifuge before opening to ensure complete recovery of vial contents.

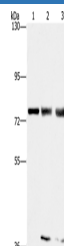
Description

Reactivity	Human;Mouse;Rat
Immunogen	Recombinant protein of human GGCX
Host	Rabbit
Isotype	IgG
Purification	Affinity purification
Buffer	Phosphate buffered solution, pH 7.4, containing 0.05% stabilizer and 50% glycerol.

Applications

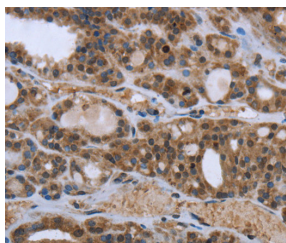
Applications	Recommended Dilution
WB	1:500-1:2000
IHC	1:50-1:200

Data

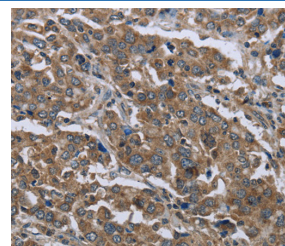


Western Blot analysis of MCF7, hela and 293T cell using GGCX Polyclonal Antibody at dilution of 1:400

Calculated-MW:88 kDa



Immunohistochemistry of paraffin-embedded Human thyroid cancer using GGCX Polyclonal Antibody at dilution of 1:50



Immunohistochemistry of paraffin-embedded Human liver cancer using GGCX Polyclonal Antibody at dilution of 1:50

Preparation & Storage

Storage	Store at -20°C Valid for 12 months. Avoid freeze / thaw cycles.
Shipping	The product is shipped with ice pack, upon receipt, store it immediately at the temperature recommended.

Background

This gene encodes an enzyme which catalyzes the posttranslational modification of vitamin K-dependent protein. Many of these vitamin K-dependent proteins are involved in coagulation so the function of the encoded enzyme is essential for hemostasis. Mutations in this gene are associated with vitamin K-dependent coagulation defect and PXE-like disorder with multiple coagulation factor deficiency. Multiple transcript variants encoding different isoforms have been found for this gene.

For Research Use Only