

FOXK2 Polyclonal Antibody

Catalog Number:E-AB-52021

Note: Centrifuge before opening to ensure complete recovery of vial contents.

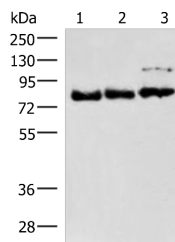
Description

Reactivity	Human
Immunogen	Synthetic peptide of human FOXK2
Host	Rabbit
Isotype	IgG
Purification	Antigen affinity purification
Conjugation	Unconjugated
Formulation	PBS with 0.05% NaN ₃ and 40% Glycerol,pH7.4

Applications Recommended Dilution

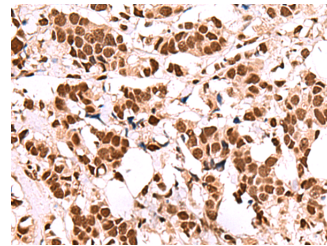
WB	1:1000-1:5000
IHC	1:50-1:300
ELISA	1:5000-1:10000

Data

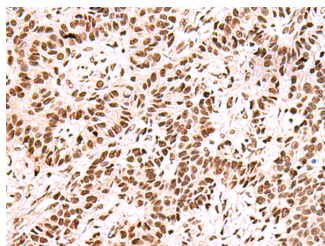


Western blot analysis of 231 A172 and HepG2 cell lysates using FOXK2 Polyclonal Antibody at dilution of 1:800

Observed Mw:Refer to figures
Calculated Mw:69 kDa



Immunohistochemistry of paraffin-embedded Human breast cancer tissue using FOXK2 Polyclonal Antibody at dilution of 1:60(×200)



Immunohistochemistry of paraffin-embedded Human ovarian cancer tissue using FOXK2 Polyclonal Antibody at dilution of 1:60(×200)

Preparation & Storage

Storage Store at -20°C. Avoid freeze / thaw cycles.

Background

For Research Use Only

A Reliable Research Partner in Life Science and Medicine

Toll-free: 1-888-852-8623

Web: www.elabscience.com

Tel: 1-832-243-6086

Email: techsupport@elabscience.com

Fax: 1-832-243-6017

FOXK2 Polyclonal Antibody

Catalog Number: E-AB-52021



The protein encoded by this gene contains a fork head DNA binding domain. This protein can bind to the purine-rich motifs of the HIV long terminal repeat (LTR), and to the similar purine-rich motif in the interleukin 2 (IL2) promoter. It may be involved in the regulation of viral and cellular promoter elements.

For Research Use Only

A Reliable Research Partner in Life Science and Medicine

Toll-free: 1-888-852-8623

Tel: 1-832-243-6086

Fax: 1-832-243-6017

Web: www.elabscience.com

Email: techsupport@elabscience.com