

ITPR2 Polyclonal Antibody

Catalog Number: E-AB-92150

Note: Centrifuge before opening to ensure complete recovery of vial contents.

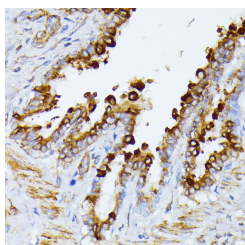
Description

Reactivity	Human, Mouse, Rat
Immunogen	Recombinant fusion protein of human ITPR2
Host	Rabbit
Isotype	IgG
Purification	Affinity purification
Conjugation	Unconjugated
Formulation	PBS with 0.01% thiomersal, 50% glycerol, pH 7.3.

Applications Recommended Dilution

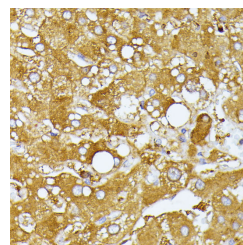
IHC	1:50-1:200
------------	------------

Data

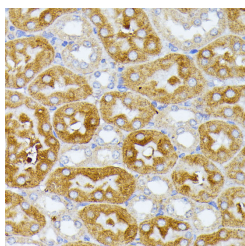


Immunohistochemistry of paraffin-embedded rat lung using ITPR2 Polyclonal Antibody at dilution of 1:100 (40x lens). Perform microwave antigen retrieval with 10 mM PBS buffer pH 7.2 before commencing with IHC staining protocol.

Observed Mw: Refer to figures



Immunohistochemistry of paraffin-embedded human liver using ITPR2 Polyclonal Antibody at dilution of 1:100 (40x lens). Perform microwave antigen retrieval with 10 mM PBS buffer pH 7.2 before commencing with IHC staining protocol.



Immunohistochemistry of paraffin-embedded mouse kidney using ITPR2 Polyclonal Antibody at dilution of 1:100 (40x lens). Perform microwave antigen retrieval with 10 mM PBS buffer pH 7.2 before commencing with IHC staining protocol.

Preparation & Storage

Storage Store at -20°C. Avoid freeze/thaw cycles.

Background

For Research Use Only

A Reliable Research Partner in Life Science and Medicine

Toll-free: 1-888-852-8623

Web: www.elabscience.com

Tel: 1-832-243-6086

Email: techsupport@elabscience.com

Fax: 1-832-243-6017

ITPR2 Polyclonal Antibody

Catalog Number: E-AB-92150



The protein encoded by this gene belongs to the inositol 1,4,5-triphosphate receptor family, whose members are second messenger intracellular calcium release channels. These proteins mediate a rise in cytoplasmic calcium in response to receptor activated production of inositol triphosphate. Inositol triphosphate receptor-mediated signaling is involved in many processes including cell migration, cell division, smooth muscle contraction, and neuronal signaling. This protein is a type 2 receptor that consists of a cytoplasmic amino-terminus that binds inositol triphosphate, six membrane-spanning helices that contribute to the ion pore, and a short cytoplasmic carboxy-terminus. A mutation in this gene has been associated with anhidrosis, suggesting that intracellular calcium release mediated by this protein is required for eccrine sweat production. [provided by RefSeq, Apr 2015]

For Research Use Only

A Reliable Research Partner in Life Science and Medicine

Toll-free: 1-888-852-8623

Tel: 1-832-243-6086

Fax: 1-832-243-6017

Web: www.elabscience.com

Email: techsupport@elabscience.com