

ZBPB Polyclonal Antibody

catalog number: E-AB-18474

Note: Centrifuge before opening to ensure complete recovery of vial contents.

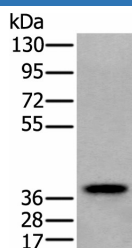
Description

Reactivity	Human;Mouse
Immunogen	Fusion protein of human ZBPB
Host	Rabbit
Isotype	IgG
Purification	Antigen affinity purification
Buffer	Phosphate buffered solution, pH 7.4, containing 0.05% stabilizer and 50% glycerol.

Applications

Applications	Recommended Dilution
WB	1:500-1:2000
IHC	1:25-1:100

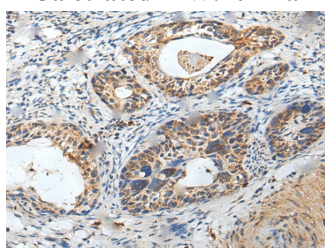
Data



Western blot analysis of Human testis tissue lysate using ZBPB Polyclonal Antibody at dilution of 1:250

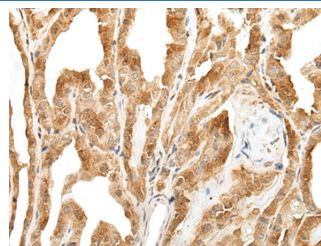
Observed-MW:Refer to figures

Calculated-MW:40 kDa



Immunohistochemistry of paraffin-embedded Human cervical cancer tissue using ZBPB Polyclonal Antibody at dilution of

1:30(×200)



Immunohistochemistry of paraffin-embedded Human thyroid cancer tissue using ZBPB Polyclonal Antibody at dilution of

1:30(×200)

Preparation & Storage

Storage	Store at -20°C Valid for 12 months. Avoid freeze / thaw cycles.
Shipping	The product is shipped with ice pack, upon receipt, store it immediately at the temperature recommended.

Background

ZBPB is one of several proteins that are thought to participate in secondary binding between acrosome-reacted sperm and the egg-specific extracellular matrix, the zona pellucida (McLeskey et al., 1998 [PubMed 9378618]). May be implicated in gamete interaction during fertilization.

For Research Use Only