

Recombinant Calponin 1 Monoclonal Antibody

catalog number: **AN301455L**

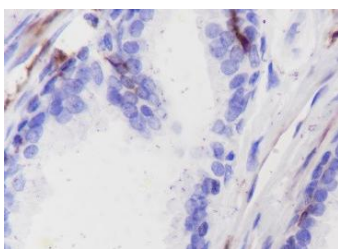
Note: Centrifuge before opening to ensure complete recovery of vial contents.

Description

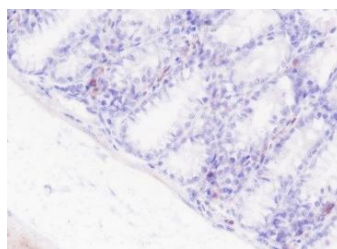
Reactivity	Human;Rat;Mouse
Immunogen	Recombinant human Calponin 1 fragment
Host	Rabbit
Isotype	IgG, κ
Clone	A150
Purification	Protein A purified
Buffer	PBS, 50% glycerol, 0.05% Proclin 300, 0.05% protein protectant.

Applications Recommended Dilution

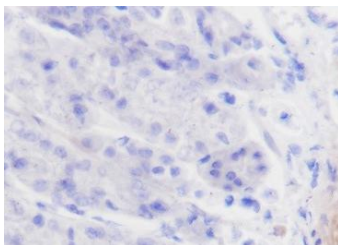
WB	1:500-1:1000
IHC	1:200-1:1000
IF	1:50



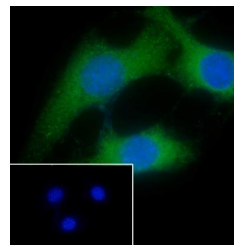
Immunohistochemistry of paraffin-embedded Human prostate using Calponin 1 Monoclonal Antibody at dilution of 1:1000.



Immunohistochemistry of paraffin-embedded Mouse colon using Calponin 1 Monoclonal Antibody at dilution of 1:1000.



Immunohistochemistry of paraffin-embedded Rat stomach using Calponin 1 Monoclonal Antibody at dilution of 1:1000.



Immunofluorescent analysis of (4% Paraformaldehyde) fixed C2C12 cells using anti-Calponin 1 Monoclonal Antibody at dilution of 1:50.

Preparation & Storage

Storage	Store at -20°C Valid for 12 months. Avoid freeze / thaw cycles.
Shipping	Ice bag

Background

Thin filament-associated protein that is implicated in the regulation and modulation of smooth muscle contraction. It is capable of binding to actin, calmodulin and tropomyosin. The interaction of calponin with actin inhibits the actomyosin Mg-ATPase activity.

For Research Use Only