

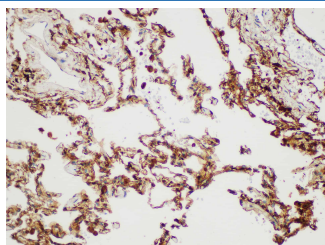
S100A4 Polyclonal Antibody

catalog number: E-AB-40459

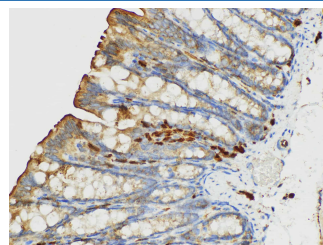
Note: Centrifuge before opening to ensure complete recovery of vial contents.

Description	
Reactivity	Human;Mouse;Rat
Immunogen	Recombinant Mouse Protein S100-A4 protein
Host	Rabbit
Isotype	IgG
Purification	Antigen Affinity Purification
Conjugation	Unconjugated
Buffer	PBS with 0.05% Proclin300, 1% protective protein and 50% glycerol, pH7.4
Applications	Recommended Dilution
IHC	1:50-1:200

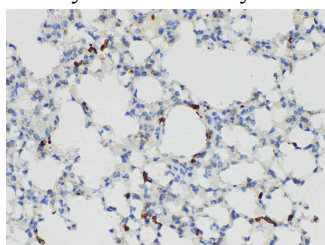
Data



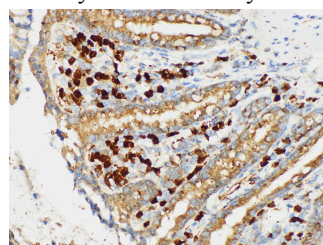
Immunohistochemistry of paraffin-embedded Human lung using S100A4 Polyclonal Antibody at dilution of 1:50.



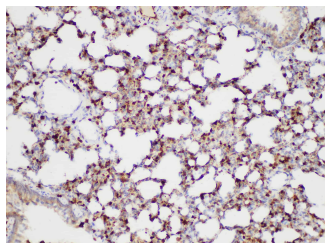
Immunohistochemistry of paraffin-embedded Mouse colon using S100A4 Polyclonal Antibody at dilution of 1:50.



Immunohistochemistry of paraffin-embedded Mouse lung using S100A4 Polyclonal Antibody at dilution of 1:50.



Immunohistochemistry of paraffin-embedded Rat colon using S100A4 Polyclonal Antibody at dilution of 1:50.



Immunohistochemistry of paraffin-embedded Rat lung using S100A4 Polyclonal Antibody at dilution of 1:50.

Preparation & Storage

Storage	Store at -20°C Valid for 12 months. Avoid freeze / thaw cycles.
Shipping	The product is shipped with ice pack, upon receipt, store it immediately at the temperature recommended.

For Research Use Only

Background

S100A4 is a member of the S100 family of calcium-binding proteins. The S100 family members have been involved in the regulation of a number of cellular processes such as cell cycle progression and differentiation. S100A4 is known to localize to and function in the nucleus, cytoplasm of cells and the extracellular space. S100A4 has also been shown to be associated with tumor growth, motility, invasion, metastasis, angiogenesis, apoptosis and chemoresistance. It is a fibroblast-specific protein associated with mesenchymal cell morphology and motility, is expressed during epithelial-mesenchymal transformations (EMT) in vivo. It is an improved marker for lung fibroblasts that could be useful for investigating the pathogenesis of pulmonary fibrosis. Overexpression of S100A4 is correlated with a worse prognosis in patients with various types of cancer.