

AQP4 Monoclonal Antibody

catalog number: E-AB-22025

Note: Centrifuge before opening to ensure complete recovery of vial contents.

Description

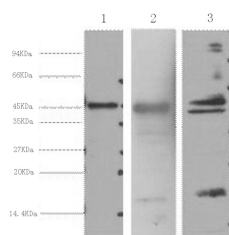
Reactivity	Human;Mouse;Rat
Immunogen	Synthetic Peptide
Host	Mouse
Isotype	IgG
Clone	1A6
Purification	Protein A purification
Conjugation	Unconjugated
Buffer	Phosphate buffered solution, pH 7.4, containing 0.05% stabilizer, 0.5% protein protectant and 50% glycerol.

Applications

Recommended Dilution

WB	1:500-1:2000
IHC	1:50-300
IF	1:100-200

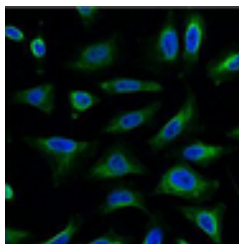
Data



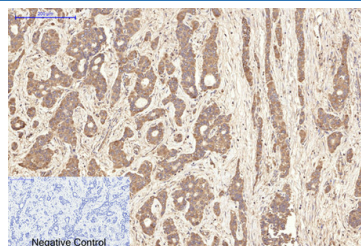
Western Blot analysis of 1) Hela, 2) Mouse heart, 3) Rat heart using AQP4 Monoclonal Antibody at dilution of 1:2000.

Observed-MW:48 kDa

Calculated-MW:35 kDa



Immunofluorescence analysis of Hela tissue using AQP4 Monoclonal Antibody at dilution of 1:100.



Immunohistochemistry of paraffin-embedded Human liver cancer tissue using AQP4 Monoclonal Antibody at dilution of 1:200.

Preparation & Storage

Storage	Store at -20°C Valid for 12 months. Avoid freeze / thaw cycles.
Shipping	The product is shipped with ice pack, upon receipt, store it immediately at the temperature recommended.

For Research Use Only

Background

This gene encodes a member of the aquaporin family of intrinsic membrane proteins that function as water-selective channels in the plasma membranes of many cells. The encoded protein is the predominant aquaporin found in brain. Two alternatively spliced transcript variants encoding distinct isoforms have been found for this gene.