

MAGEC2 Polyclonal Antibody

catalog number: E-AB-19007

Note: Centrifuge before opening to ensure complete recovery of vial contents.

Description

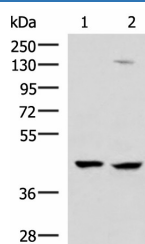
Reactivity	Human
Immunogen	Fusion protein of human MAGEC2
Host	Rabbit
Isotype	IgG
Purification	Antigen affinity purification
Conjugation	Unconjugated
Buffer	Phosphate buffered solution, pH 7.4, containing 0.05% stabilizer and 50% glycerol.

Applications

Recommended Dilution

WB	1:1000-1:5000
IHC	1:50-1:300

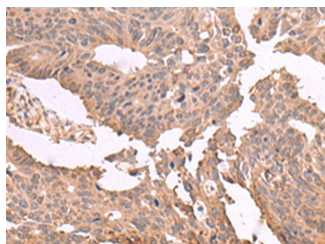
Data



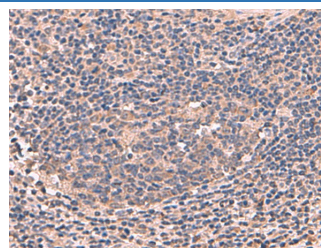
Western blot analysis of 293T and Jurkat cell lysates using MAGEC2 Polyclonal Antibody at dilution of 1:850

Observed-MW: Refer to figures

Calculated-MW: 41 kDa



Immunohistochemistry of paraffin-embedded Human colorectal cancer tissue using MAGEC2 Polyclonal Antibody at dilution of 1:60 (×200)



Immunohistochemistry of paraffin-embedded Human cervical cancer tissue using MAGEC2 Polyclonal Antibody at dilution of 1:60 (×200)

Preparation & Storage

Storage	Store at -20°C Valid for 12 months. Avoid freeze / thaw cycles.
Shipping	The product is shipped with ice pack, upon receipt, store it immediately at the temperature recommended.

Background

This gene is a member of the MAGEC gene family. It is not expressed in normal tissues, except for testis, and is expressed in tumors of various histological types. This gene and the other MAGEC genes are clustered on chromosome Xq26-q27.

For Research Use Only