

AHSG Polyclonal Antibody

catalog number: E-AB-14547

Note: Centrifuge before opening to ensure complete recovery of vial contents.

Description


Reactivity	Human
Immunogen	Recombinant protein of human AHSG
Host	Rabbit
Isotype	IgG
Purification	Affinity purification
Conjugation	Unconjugated
buffer	Phosphate buffered solution, pH 7.4, containing 0.05% stabilizer and 50% glycerol.

Applications

Recommended Dilution

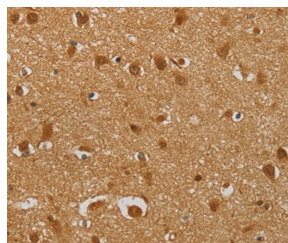
WB	1:1000-1:5000
IHC	1:50-1:200

Data




Western Blot analysis of Human plasma tissue using AHSG Polyclonal Antibody at dilution of 1:1350

Calculated-MV:39 kDa



Immunohistochemistry of paraffin-embedded Human brain using AHSG Polyclonal Antibody at dilution of 1:60



Immunohistochemistry of paraffin-embedded Human thyroid cancer using AHSG Polyclonal Antibody at dilution of 1:60

Preparation & Storage

Storage	Store at -20°C Valid for 12 months. Avoid freeze / thaw cycles.
Shipping	The product is shipped with ice pack, upon receipt, store it immediately at the temperature recommended.

Background

Alpha2-HS glycoprotein (AHSG), a glycoprotein present in the serum, is synthesized by hepatocytes. The AHSG molecule consists of two polypeptide chains, which are both cleaved from a proprotein encoded from a single mRNA. It is involved in several functions, such as endocytosis, brain development and the formation of bone tissue. The protein is commonly present in the cortical plate of the immature cerebral cortex and bone marrow hemopoietic matrix, and it has therefore been postulated that it participates in the development of the tissues. However, its exact significance is still obscure.

For Research Use Only