

# (KO Validated) GARS Polyclonal Antibody

Catalog Number: E-AB-60963



**Note:** Centrifuge before opening to ensure complete recovery of vial contents.

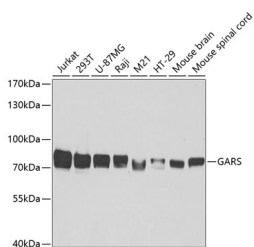
## Description

<b>Reactivity</b>	Human, Mouse, Rat
<b>Immunogen</b>	Recombinant fusion protein of human GARS (NP_002038.2).
<b>Host</b>	Rabbit
<b>Isotype</b>	IgG
<b>Purification</b>	Affinity purification
<b>Conjugation</b>	Unconjugated
<b>Formulation</b>	PBS with 0.02% sodium azide, 50% glycerol, pH7.3.

## Applications Recommended Dilution

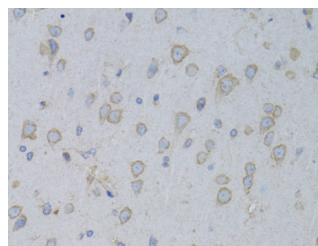
<b>WB</b>	1:1000-1:4000
<b>IHC</b>	1:50-1:200
<b>IF</b>	1:50-1:200

## Data

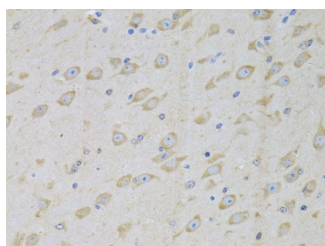


Western blot analysis of extracts of various cell lines using GARS Polyclonal Antibody at dilution of 1:5000.

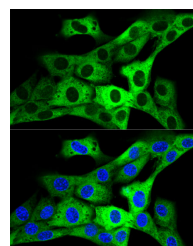
**Observed Mw:83kDa**  
**Calculated Mw:83kDa**



Immunohistochemistry of paraffin-embedded Rat brain using GARS Polyclonal Antibody at dilution of 1:100 (40x lens).



Immunohistochemistry of paraffin-embedded Mouse brain using GARS Polyclonal Antibody at dilution of 1:100 (40x lens).



Confocal immunofluorescence analysis of NIH-3T3 cells using GARS Polyclonal Antibody at dilution of 1:200. Blue: DAPI for nuclear staining.

## For Research Use Only

A Reliable Research Partner in Life Science and Medicine

Toll-free: 1-888-852-8623

Web: [www.elabscience.com](http://www.elabscience.com)

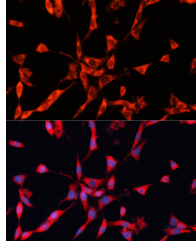
Tel: 1-832-243-6086

Email: [techsupport@elabscience.com](mailto:techsupport@elabscience.com)

Fax: 1-832-243-6017

# (KO Validated) GARS Polyclonal Antibody

Catalog Number: E-AB-60963



Immunofluorescence analysis of NIH/3T3 cells using  
GARS Polyclonal Antibody at dilution of 1:100.  
Blue: DAPI for nuclear staining.

## Preparation & Storage

**Storage** Store at -20°C. Avoid freeze / thaw cycles.

## Background

This gene encodes glycyl-tRNA synthetase, one of the aminoacyl-tRNA synthetases that charge tRNAs with their cognate amino acids. The encoded enzyme is an (alpha)<sub>2</sub> dimer which belongs to the class II family of tRNA synthetases. It has been shown to be a target of autoantibodies in the human autoimmune diseases, polymyositis or dermatomyositis. Two transcript variants encoding different isoforms have been found for this gene.

## For Research Use Only

A Reliable Research Partner in Life Science and Medicine

Toll-free: 1-888-852-8623

Web: [www.elabscience.com](http://www.elabscience.com)

Tel: 1-832-243-6086

Email: [techsupport@elabscience.com](mailto:techsupport@elabscience.com)

Fax: 1-832-243-6017