

CK-8 Monoclonal Antibody

catalog number: E-AB-22018

Note: Centrifuge before opening to ensure complete recovery of vial contents.

Description

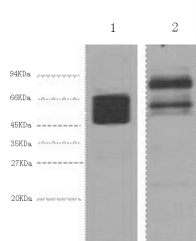
Reactivity	Human;Mouse;Rat
Immunogen	Synthetic Peptide
Host	Mouse
Isotype	IgG
Clone	5K3
Purification	Protein A purification
Conjugation	Unconjugated
Buffer	Phosphate buffered solution, pH 7.4, containing 0.05% stabilizer, 0.5% protein protectant and 50% glycerol.

Applications

Recommended Dilution

WB	1:2000-5000
IHC	1:50-1:200

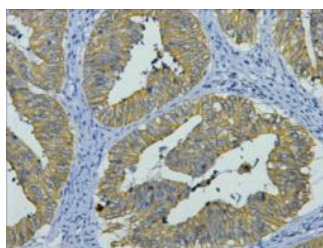
Data



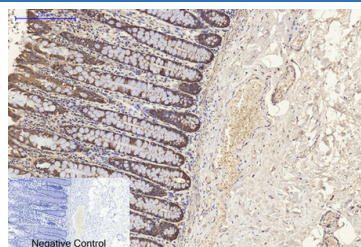
Western Blot analysis of 1) Hela, 2) Mouse brain using CK-8 Monoclonal Antibody at dilution of 1:4000.

Observed-MW:54 kDa

Calculated-MW:54 kDa



Immunohistochemistry of paraffin-embedded Human colon cancer tissue using CK-8 Monoclonal Antibody at dilution of 1:200.



Immunohistochemistry of paraffin-embedded Human colon tissue using CK-8 Monoclonal Antibody at dilution of 1:200.

Preparation & Storage

Storage	Store at -20°C Valid for 12 months. Avoid freeze / thaw cycles.
Shipping	The product is shipped with ice pack, upon receipt, store it immediately at the temperature recommended.

Background

Together with KRT19, helps to link the contractile apparatus to dystrophin at the costameres of striated muscle.

For Research Use Only