

DNA-RNA Hybrid Monoclonal Antibody[S9.6]

catalog number: E-AB-48028

Note: Centrifuge before opening to ensure complete recovery of vial contents.

Description

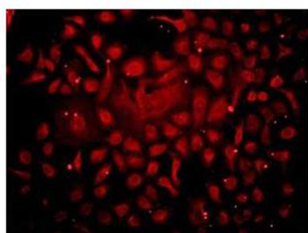
Reactivity	All
Immunogen	ΦX174 bacteriophage-derived synthetic DNA/RNA
Host	Mouse
Isotype	IgG2a
Clone	S9.6
Purification	Protein A/G Purification
Conjugation	Unconjugated
Buffer	PBS with 0.05% proclin 300, 1% protective protein and 50% glycerol, pH7.4

Applications

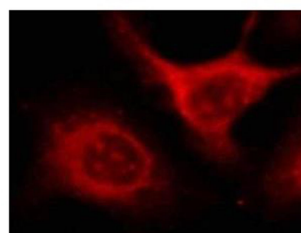
Recommended Dilution

IF	1:200
ChIP	1:50-500

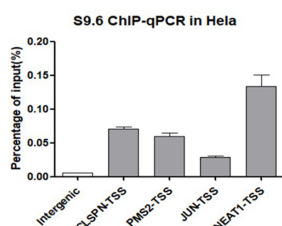
Data



Immunofluorescent analysis of (4% PFA) fixed HeLa cells using DNA-RNA hybrid mouse monoclonal antibody [S9.6] at dilution of 1:500.



Immunofluorescent analysis of (4% PFA) fixed HeLa cells using anti-DNA-RNA hybrid Mouse Monoclonal Antibody [S9.6] at dilution of 1:500.



Chromatin immunoprecipitation analysis of HeLa cells genomic DNA(gDNA) using DNA-RNA hybrid Mouse Monoclonal Antibody [S9.6] at dilution of 1:200.

Preparation & Storage

Storage	Store at -20°C Valid for 12 months. Avoid freeze / thaw cycles.
Shipping	The product is shipped with ice pack, upon receipt, store it immediately at the temperature recommended.

Background

For Research Use Only

The DNA-RNA hybrids are a natural occurrence within eukaryotic cells and their level are high at sites of high transcriptional activity. They are non-canonical nucleic acid structures with transcriptional regulatory functions. Their presence is reported to predispose a locus to chromosomal breakage. The S9.6 monoclonal antibody recognizes DNA-RNA hybrids (also known as R-loops) and does not bind to single or double stranded DNA. The antibody has high affinity for DNA-RNA hybrids but also binds RNA-RNA hybrids that are AU-rich. The specificity of the antibody appears to be determined by a combination of sequence and structural dependency since R-loop sequence affects binding affinity.