

APOD Polyclonal Antibody

catalog number: E-AB-17730

Note: Centrifuge before opening to ensure complete recovery of vial contents.

Description

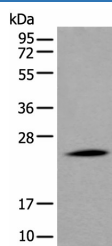
Reactivity	Human
Immunogen	Synthetic peptide of human APOD
Host	Rabbit
Isotype	IgG
Purification	Antigen affinity purification
Conjugation	Unconjugated
Buffer	Phosphate buffered solution, pH 7.4, containing 0.05% stabilizer and 50% glycerol.

Applications

Recommended Dilution

WB	1:500-1:2000
IHC	1:40-1:200

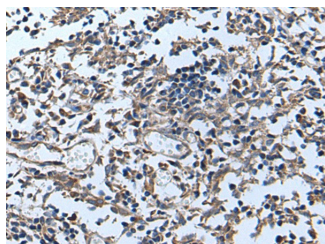
Data



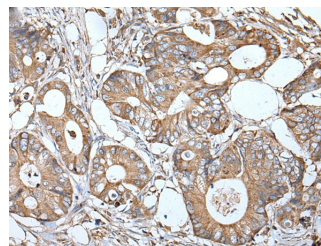
Western blot analysis of Human liver tissue lysate using APOD Polyclonal Antibody at dilution of 1:550

Observed-MW:Refer to figures

Calculated-MW:21 kDa



Immunohistochemistry of paraffin-embedded Human tonsil tissue using APOD Polyclonal Antibody at dilution of 1:55(×200)



Immunohistochemistry of paraffin-embedded Human colorectal cancer tissue using APOD Polyclonal Antibody at dilution of 1:55(×200)

Preparation & Storage

Storage	Store at -20°C Valid for 12 months. Avoid freeze / thaw cycles.
Shipping	The product is shipped with ice pack, upon receipt, store it immediately at the temperature recommended.

Background

Apolipoprotein D (ApoD) is a member of the lipocalin superfamily of ligand transporters, and has been implicated in the transport of small hydrophobic molecules. ApoD is also a component of plasma high-density lipoproteins (HDL). Alteration of ApoD expression has been linked to multiple neurological disorders, including Alzheimer's disease.

For Research Use Only