

MAGOHB Polyclonal Antibody

catalog number: E-AB-52691

Note: Centrifuge before opening to ensure complete recovery of vial contents.

Description

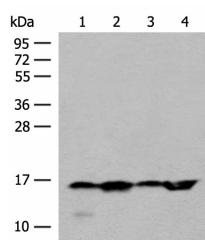
Reactivity	Human;Mouse
Immunogen	Fusion protein of human MAGOHB
Host	Rabbit
Isotype	IgG
Purification	Antigen affinity purification
Conjugation	Unconjugated
Buffer	Phosphate buffered solution, pH 7.4, containing 0.05% stabilizer and 50% glycerol.

Applications

Recommended Dilution

WB	1:500-1:2000
IHC	1:50-1:300

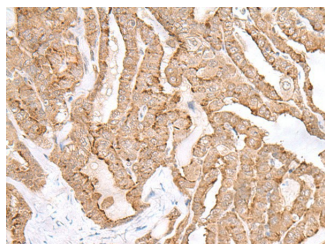
Data



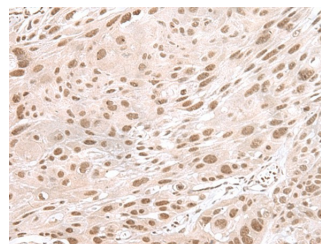
Western blot analysis of 293T Hela and Jurkat cell lysates using MAGOHB Polyclonal Antibody at dilution of 1:400

Observed-MV:Refer to figures

Calculated-MV:17 kDa



Immunohistochemistry of paraffin-embedded Human thyroid cancer tissue using MAGOHB Polyclonal Antibody at dilution of 1:60(×200)



Immunohistochemistry of paraffin-embedded Human esophagus cancer tissue using MAGOHB Polyclonal Antibody at dilution of 1:60(×200)

Preparation & Storage

Storage	Store at -20°C Valid for 12 months. Avoid freeze / thaw cycles.
Shipping	The product is shipped with ice pack, upon receipt, store it immediately at the temperature recommended.

Background

Involved in mRNA splicing and in the nonsense-mediated decay (NMD) pathway.

For Research Use Only