

TRMT1 Polyclonal Antibody

catalog number: E-AB-52656

Note: Centrifuge before opening to ensure complete recovery of vial contents.

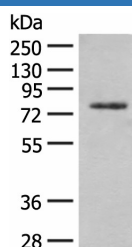
Description

Reactivity	Human;Mouse
Immunogen	Fusion protein of human TRMT1
Host	Rabbit
Isotype	IgG
Purification	Antigen affinity purification
Conjugation	Unconjugated
buffer	Phosphate buffered solution, pH 7.4, containing 0.05% stabilizer and 50% glycerol.

Applications

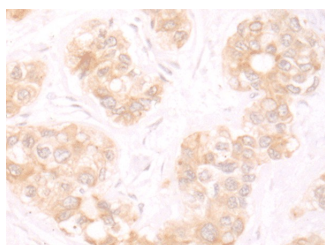
WB	1:500-1:2000
IHC	1:30-1:150

Data

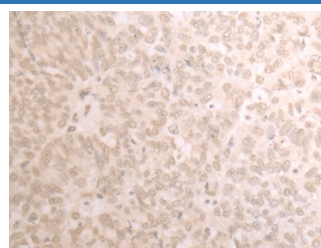


Western blot analysis of Hela cell lysate using TRMT1 Polyclonal Antibody at dilution of 1:300

Observed-MV:Refer to figures
Calculated-MV:72 kDa



Immunohistochemistry of paraffin-embedded Human liver cancer tissue using TRMT1 Polyclonal Antibody at dilution of 1:25 (x200)



Immunohistochemistry of paraffin-embedded Human ovarian cancer tissue using TRMT1 Polyclonal Antibody at dilution of 1:25 (x200)

Preparation & Storage

Storage	Store at -20°C Valid for 12 months. Avoid freeze / thaw cycles.
Shipping	The product is shipped with ice pack, upon receipt, store it immediately at the temperature recommended.

Background

Dimethylates a single guanine residue at position 26 of most tRNAs using S-adenosyl-L-methionine as donor of the methyl groups.

For Research Use Only