

SNRPB2 Polyclonal Antibody

catalog number: E-AB-18948

Note: Centrifuge before opening to ensure complete recovery of vial contents.

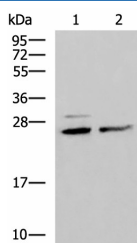
Description

Reactivity	Human;Mouse
Immunogen	Fusion protein of human SNRPB2
Host	Rabbit
Isotype	IgG
Purification	Antigen affinity purification
Buffer	Phosphate buffered solution, pH 7.4, containing 0.05% stabilizer and 50% glycerol.

Applications

Applications	Recommended Dilution
WB	1:1000-1:5000
IHC	1:50-1:300

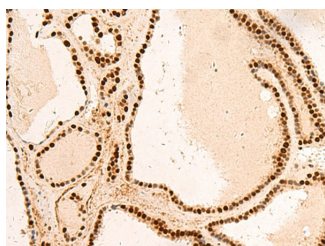
Data



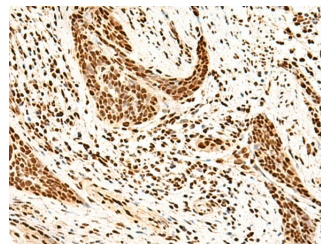
Western blot analysis of Hela and K562 cell lysates using SNRPB2 Polyclonal Antibody at dilution of 1:1600

Observed-MW:Refer to figures

Calculated-MW:25 kDa



Immunohistochemistry of paraffin-embedded Human thyroid cancer tissue using SNRPB2 Polyclonal Antibody at dilution of 1:75(×200)



Immunohistochemistry of paraffin-embedded Human esophagus cancer tissue using SNRPB2 Polyclonal Antibody at dilution of 1:75(×200)

Preparation & Storage

Storage	Store at -20°C Valid for 12 months. Avoid freeze / thaw cycles.
Shipping	The product is shipped with ice pack,upon receipt,store it immediately at the temperature recommended.

Background

For Research Use Only

The protein encoded by this gene associates with stem loop IV of U2 small nuclear ribonucleoprotein (U2 snRNP) in the presence of snRNP-A'. The encoded protein may play a role in pre-mRNA splicing. Autoantibodies from patients with systemic lupus erythematosus frequently recognize epitopes on the encoded protein. Two transcript variants encoding the same protein have been found for this gene.

For Research Use Only

Toll-free: 1-888-852-8623
Web: www.elabscience.com

Tel: 1-832-243-6086
Email: techsupport@elabscience.com

Fax: 1-832-243-6017

Rev. V1.7