

ANXA3 Polyclonal Antibody

catalog number: E-AB-10136

Note: Centrifuge before opening to ensure complete recovery of vial contents.


Description

Reactivity	Human;Mouse;Rat
Immunogen	Recombinant protein of human ANXA3
Host	Rabbit
Isotype	IgG
Purification	Affinity purification
Buffer	Phosphate buffered solution, pH 7.4, containing 0.05% stabilizer and 50% glycerol.

Applications

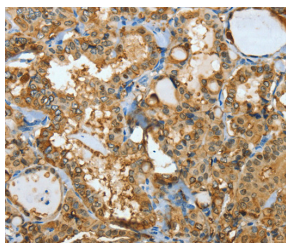
Applications	Recommended Dilution
WB	1:500-1:2000
IHC	1:50-1:200

Data

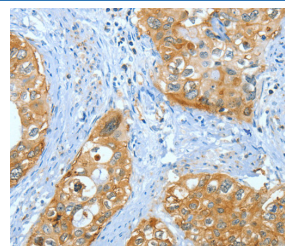


Western Blot analysis of Lovo cell using ANXA3 Polyclonal Antibody at dilution of 1:650

Calculated-MW:36 kDa



Immunohistochemistry of paraffin-embedded Human thyroid cancer using ANXA3 Polyclonal Antibody at dilution of 1:35



Immunohistochemistry of paraffin-embedded Human cervical cancer using ANXA3 Polyclonal Antibody at dilution of 1:35

Preparation & Storage

Storage	Store at -20°C Valid for 12 months. Avoid freeze / thaw cycles.
Shipping	The product is shipped with ice pack, upon receipt, store it immediately at the temperature recommended.

Background

This gene encodes a member of the annexin family. Members of this calcium-dependent phospholipid-binding protein family play a role in the regulation of cellular growth and in signal transduction pathways. This protein functions in the inhibition of phospholipase A2 and cleavage of inositol 1,2-cyclic phosphate to form inositol 1-phosphate. This protein may also play a role in anti-coagulation.

For Research Use Only