

# IBSP Polyclonal Antibody

Catalog Number: E-AB-13096



**Note:** Centrifuge before opening to ensure complete recovery of vial contents.

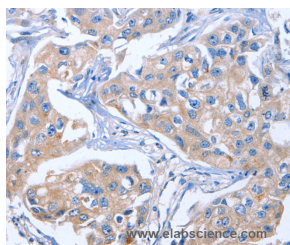
## Description

|                     |   |
|---------------------|---|
| <b>Reactivity</b>   | Human, Mouse  |
| <b>Immunogen</b>    | Synthetic peptide of human IBSP                     |
| <b>Host</b>         | Rabbit  |
| <b>Isotype</b>      | IgG   |
| <b>Purification</b> | Affinity purification                               |
| <b>Conjugation</b>  | Unconjugated  |
| <b>Formulation</b>  | PBS with 0.05% sodium azide and 50% glycerol, PH7.4 |

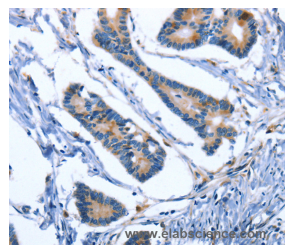
## Applications Recommended Dilution

|            |            |
|------------|------------|
| <b>IHC</b> | 1:25-1:100 |
|------------|------------|

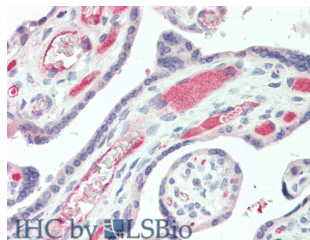
## Data



Immunohistochemistry of paraffin-embedded Human breast cancer tissue using IBSP Polyclonal Antibody at dilution of 1:50



Immunohistochemistry of paraffin-embedded Human colon cancer using IBSP Polyclonal Antibody at dilution of 1:50



Immunohistochemistry of paraffin-embedded Human Placenta using IBSP Polyclonal Antibody at dilution of 1:50 (Elabscience® Product Detected by Lifespan).

## Preparation & Storage

**Storage** Store at -20°C. Avoid freeze / thaw cycles.

## Background

The protein encoded by this gene is a major structural protein of the bone matrix. It constitutes approximately 12% of the noncollagenous proteins in human bone and is synthesized by skeletal-associated cell types, including hypertrophic chondrocytes, osteoblasts, osteocytes, and osteoclasts. The only extraskeletal site of its synthesis is the trophoblast. This protein binds to calcium and hydroxyapatite via its acidic amino acid clusters, and mediates cell attachment through an

## For Research Use Only

A Reliable Research Partner in Life Science and Medicine

Toll-free: 1-888-852-8623

Web: [www.elabscience.com](http://www.elabscience.com)

Tel: 1-832-243-6086

Email: [techsupport@elabscience.com](mailto:techsupport@elabscience.com)

Fax: 1-832-243-6017

# IBSP Polyclonal Antibody

Catalog Number: E-AB-13096



RGD sequence that recognizes the vitronectin receptor.

---

## For Research Use Only

A Reliable Research Partner in Life Science and Medicine

Toll-free: 1-888-852-8623

Tel: 1-832-243-6086

Fax: 1-832-243-6017

Web: [www.elabscience.com](http://www.elabscience.com)

Email: [techsupport@elabscience.com](mailto:techsupport@elabscience.com)