

Recombinant HMGCR Monoclonal Antibody

catalog number: **AN301555L**

Note: Centrifuge before opening to ensure complete recovery of vial contents.

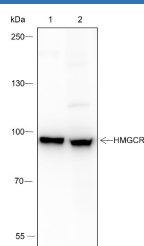
Description

Reactivity	Human;Mouse
Immunogen	Recombinant human HMG-CoA Reductase fragment
Host	Rabbit
Isotype	IgG, κ
Clone	A254
Purification	Protein A purified
Buffer	PBS, 50% glycerol, 0.05% Proclin 300, 0.05% protein protectant.

Applications

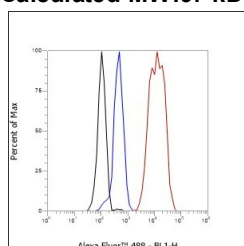
Applications	Recommended Dilution
WB	1:500-1:2000
IF	1:50
FCM	1:50-1:100
IP	1:25

Data

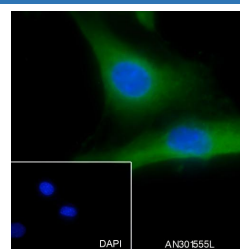


Western Blot with HMGCR Monoclonal Antibody at dilution of 1:2000. Lane 1: Jurkat, Lane 2: HepG2

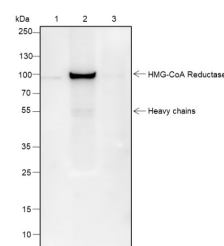
Observed-MW:97 kDa
Calculated-MW:97 kDa



Flow cytometric analysis of human HMGCR expression on HepG2 cells. Cells were stained with purified anti-Human HMGCR, then a Alexa Fluor 488-conjugated second step antibody. The histogram were derived from events with the forward and side light-scatter characteristics of intact cells.



Immunofluorescent analysis of (4% Paraformaldehyde) fixed NIH-3T3 cells using anti-HMGCR Monoclonal Antibody at dilution of 1:50.



Immunoprecipitation analysis using anti-HMGCR Monoclonal Antibody. Western blot was performed from the immunoprecipitate using HMGCR Monoclonal Antibody at a dilution of 1:25. Lane 1: 5% Input, Lane 2: HMGCR Monoclonal Antibody, Lane 3: Rabbit monoclonal IgG Isotype

Observed-MW:97 kDa
Calculated-MW:97 kDa

Preparation & Storage

Storage Store at -20°C Valid for 12 months. Avoid freeze / thaw cycles.

For Research Use Only

Toll-free: 1-888-852-8623
Web: www.elabscience.com

Tel: 1-832-243-6086
Email: techsupport@elabscience.com

Fax: 1-832-243-6017

Rev. V1.0

Shipping

Ice bag

Background

3-Hydroxy-3-methylglutaryl-CoA reductase (HMGCR) is a transmembrane glycoprotein of the endoplasmic reticulum. It is the rate-limiting enzyme for cholesterol biosynthesis and non-sterol isoprenoid biosynthesis. Play a key role in cellular cholesterol homeostasis. The activity of HMGCR is regulated by negative feedback, in which cholesterol and other end products of the metabolic pathway inhibit the activity of HMGCR in a multivalent manner. Cholesterol inhibits reductase activity mainly by inhibiting the transcription rate of HMGCR gene. HMGCR is the main target of statins, which are a class of cholesterol-lowering drugs.

For Research Use Only

Toll-free: 1-888-852-8623

Web: www.elabscience.com

Tel: 1-832-243-6086

Email: techsupport@elabscience.com

Fax: 1-832-243-6017

Rev. V1.0