

DIMT1 Polyclonal Antibody

catalog number: E-AB-52600

Note: Centrifuge before opening to ensure complete recovery of vial contents.

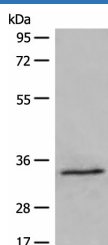
Description

Reactivity	Human;Mouse
Immunogen	Full length fusion protein
Host	Rabbit
Isotype	IgG
Purification	Antigen affinity purification
Conjugation	Unconjugated
buffer	Phosphate buffered solution, pH 7.4, containing 0.05% stabilizer and 50% glycerol.

Applications

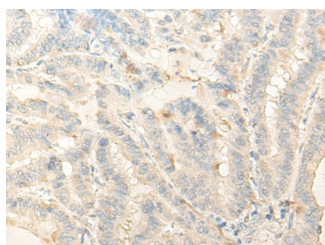
WB	1:500-1:2000
IHC	1:30-1:150

Data

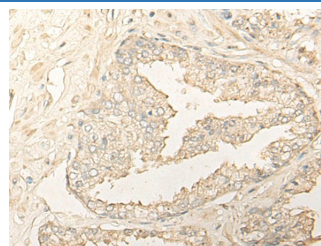


Western blot analysis of 231 cell lysate using DIMT1 Polyclonal Antibody at dilution of 1:500

Observed-MV:Refer to figures
Calculated-MV:35 kDa



Immunohistochemistry of paraffin-embedded Human thyroid cancer tissue using DIMT1 Polyclonal Antibody at dilution of 1:35(×200)



Immunohistochemistry of paraffin-embedded Human prostate cancer tissue using DIMT1 Polyclonal Antibody at dilution of 1:35(×200)

Preparation & Storage

Storage	Store at -20°C Valid for 12 months. Avoid freeze / thaw cycles.
Shipping	The product is shipped with ice pack, upon receipt, store it immediately at the temperature recommended.

Background

Specifically dimethylates two adjacent adenosines in the loop of a conserved hairpin near the 3'-end of 18S rRNA in the 40S particle.

For Research Use Only