CD16b/FCGR3B Monoclonal Antibody

catalog number: **AN200199P**

Note: *Centrifuge before opening to ensure complete recovery of vial contents.*

Description

Reactivity	Human
Immunogen	Recombinant Human CD16b/FCGR3B protein
Host	Mouse
Isotype	Mouse IgG2a
Clone	A1051
Purification	Protein A affinity purification
Conjugation	Unconjugated
Buffer	0.2 μm filtered solution in PBS.

Applications	Recommended Dilution
IHC-P	1:100-1:1000

Data

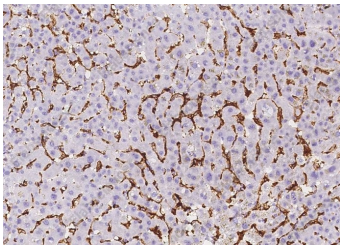

Immunohistochemistry of paraffin-embedded human liver using CD16b/FCGR3B Monoclonal Antibody at dilution of 1:200.

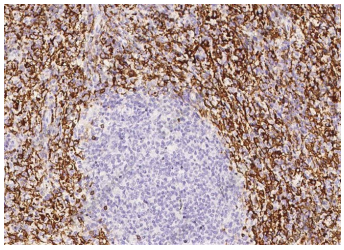

Immunohistochemistry of paraffin-embedded human spleen using CD16b/FCGR3B Monoclonal Antibody at dilution of 1:200.

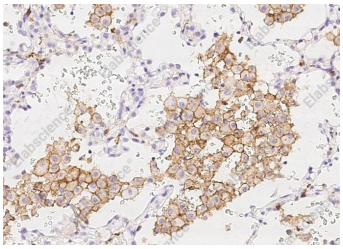

Immunohistochemistry of paraffin-embedded human lung using CD16b/FCGR3B Monoclonal Antibody at dilution of 1:200.

Preparation & Storage

Storage	This antibody can be stored at 2°C-8°C for one month without detectable loss of activity. Antibody products are stable for twelve months from date of receipt when stored at -20°C to -80°C. Preservative-Free. Avoid repeated freeze-thaw cycles.
Shipping	Ice bag

Background

Toll-free: 1-888-852-8623
Tel: 1-832-243-6086
Fax: 1-832-243-6017
Web: www.elabscience.com
Email: techsupport@elabscience.com

The protein encoded by this gene is a low affinity receptor for the Fc region of gamma immunoglobulins (IgG). The encoded protein acts as a monomer and can bind either monomeric or aggregated IgG. This gene may function to capture immune complexes in the peripheral circulation. Several transcript variants encoding different isoforms have been found for this gene. A highly-similar gene encoding a related protein is also found on chromosome 1.