

## CCDC124 Polyclonal Antibody

**catalog number: E-AB-66266**

**Note:** Centrifuge before opening to ensure complete recovery of vial contents.

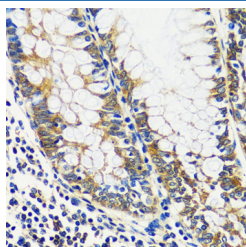
### Description

<b>Reactivity</b>	Human;Mouse;Rat
<b>Immunogen</b>	Recombinant fusion protein of human CCDC124 (NP_612451.1).
<b>Host</b>	Rabbit
<b>Isotype</b>	IgG
<b>Purification</b>	Affinity purification
<b>Buffer</b>	Phosphate buffered solution, pH 7.4, containing 0.05% stabilizer and 50% glycerol.

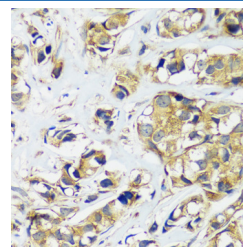
### Applications

Applications	Recommended Dilution
IHC	1:50-1:100

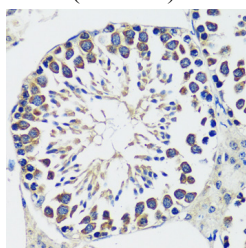
### Data



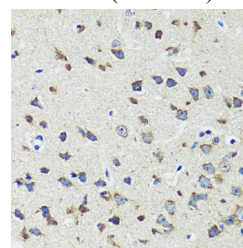
Immunohistochemistry of paraffin-embedded Human colon using CCDC124 Polyclonal Antibody at dilution of 1:100 (40x lens).



Immunohistochemistry of paraffin-embedded Human breast cancer using CCDC124 Polyclonal Antibody at dilution of 1:100 (40x lens).



Immunohistochemistry of paraffin-embedded Mouse testis using CCDC124 Polyclonal Antibody at dilution of 1:100 (40x lens).



Immunohistochemistry of paraffin-embedded Mouse brain using CCDC124 Polyclonal Antibody at dilution of 1:100 (40x lens).

### Preparation & Storage

<b>Storage</b>	Store at -20°C Valid for 12 months. Avoid freeze / thaw cycles.
<b>Shipping</b>	The product is shipped with ice pack, upon receipt, store it immediately at the temperature recommended.

### Background

CCDC124 (Coiled-Coil Domain Containing 124) is a Protein Coding gene.

### For Research Use Only