

PCK2 Polyclonal Antibody

catalog number: E-AB-11396

Note: Centrifuge before opening to ensure complete recovery of vial contents.

Description

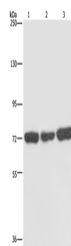
Reactivity	Human;Mouse
Immunogen	Recombinant protein of human PCK2
Host	Rabbit
Isotype	IgG
Purification	Affinity purification
Conjugation	Unconjugated
Buffer	Phosphate buffered solution, pH 7.4, containing 0.05% stabilizer and 50% glycerol.

Applications

Recommended Dilution

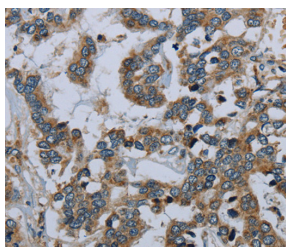
WB	1:500-1:2000
IHC	1:50-1:200

Data

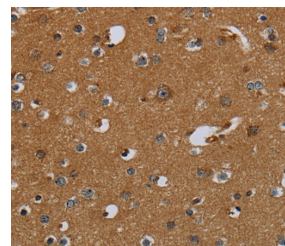


Western Blot analysis of 293T, Jurkat and Hela cell using PCK2 Polyclonal Antibody at dilution of 1:600

Calculated-MW:71 kDa



Immunohistochemistry of paraffin-embedded Human liver cancer using PCK2 Polyclonal Antibody at dilution of 1:60



Immunohistochemistry of paraffin-embedded Human brain using PCK2 Polyclonal Antibody at dilution of 1:60

Preparation & Storage

Storage	Store at -20°C Valid for 12 months. Avoid freeze / thaw cycles.
Shipping	The product is shipped with ice pack, upon receipt, store it immediately at the temperature recommended.

Background

This gene encodes a mitochondrial enzyme that catalyzes the conversion of oxaloacetate to phosphoenolpyruvate in the presence of guanosine triphosphate (GTP). A cytosolic form of this protein is encoded by a different gene and is the key enzyme of gluconeogenesis in the liver. Alternatively spliced transcript variants have been described.

For Research Use Only