

GNAT3 Polyclonal Antibody

catalog number: E-AB-16465

Note: Centrifuge before opening to ensure complete recovery of vial contents.

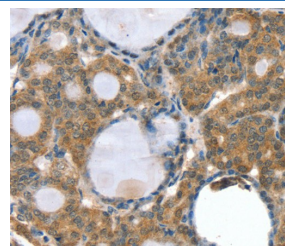
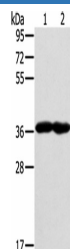
Description

Reactivity	Human;Mouse;Rat
Immunogen	Synthetic peptide of human GNAT3
Host	Rabbit
Isotype	IgG
Purification	Affinity purification
Buffer	Phosphate buffered solution, pH 7.4, containing 0.05% stabilizer and 50% glycerol.

Applications

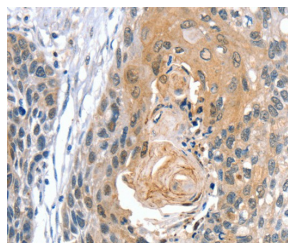
Applications	Recommended Dilution
WB	1:500-1:2000
IHC	1:25-1:100

Data



Western Blot analysis of Mouse heart and muscle tissue using Immunohistochemistry of paraffin-embedded Human thyroid cancer using GNAT3 Polyclonal Antibody at dilution of 1:400 cancer using GNAT3 Polyclonal Antibody at dilution of 1:35

Calculated-MW:40 kDa



Immunohistochemistry of paraffin-embedded Human esophagus cancer using GNAT3 Polyclonal Antibody at dilution of 1:35

Preparation & Storage

Storage	Store at -20°C Valid for 12 months. Avoid freeze / thaw cycles.
Shipping	The product is shipped with ice pack, upon receipt, store it immediately at the temperature recommended.

Background

Guanine nucleotide-binding protein G(t) subunit alpha-3, also known as gustducin alpha-3 chain, is a protein that in humans is encoded by the GNAT3 gene. Gustducin alpha-3 chain is a subunit of the heterotrimeric protein gustducin that is responsible for basic taste.

For Research Use Only