

P53 Monoclonal Antibody

catalog number: E-AB-22015

Note: Centrifuge before opening to ensure complete recovery of vial contents.

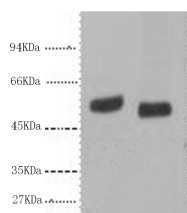
Description

Reactivity	Human
Immunogen	Synthetic Peptide
Host	Mouse
Isotype	IgG
Clone	1H4
Purification	Protein A purification
Buffer	Phosphate buffered solution, pH 7.4, containing 0.05% stabilizer, 0.5% protein protectant and 50% glycerol.

Applications

Applications	Recommended Dilution
WB	1:500-1:2000
IHC	1:100-1:300
IF	1:100-1:200

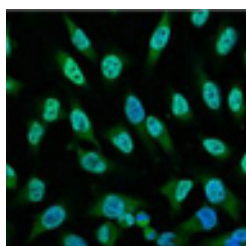
Data



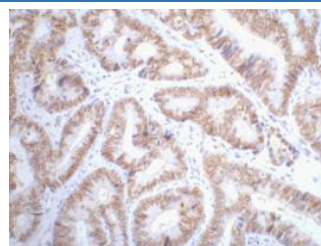
Western Blot analysis of 293T cells using p53 Monoclonal Antibody at dilution of 1) 1:1000 2) 1:2000.

Observed-MW:53 kDa

Calculated-MW:44 kDa



Immunofluorescence analysis of HeLa tissue using p53 Monoclonal Antibody at dilution of 1:100.



Immunohistochemistry of paraffin-embedded Human colon cancer tissue using p53 Monoclonal Antibody at dilution of 1:200.

Preparation & Storage

Storage	Store at -20°C Valid for 12 months. Avoid freeze / thaw cycles.
Shipping	The product is shipped with ice pack, upon receipt, store it immediately at the temperature recommended.

Background

For Research Use Only

Acts as a tumor suppressor in many tumor types; induces growth arrest or apoptosis depending on the physiological circumstances and cell type. Involved in cell cycle regulation as a trans-activator that acts to negatively regulate cell division by controlling a set of genes required for this process. One of the activated genes is an inhibitor of cyclin-dependent kinases. Apoptosis induction seems to be mediated either by stimulation of BAX and FAS antigen expression, or by repression of Bcl-2 expression. Implicated in Notch signaling cross-over. Isoform 2 enhances the transactivation activity of isoform 1 from some but not all TP53-inducible promoters. Isoform 4 suppresses transactivation activity and impairs growth suppression mediated by isoform 1. Isoform 7 inhibits isoform 1-mediated apoptosis.

For Research Use Only

Toll-free: 1-888-852-8623
Web: www.elabscience.com

Tel: 1-832-243-6086
Email: techsupport@elabscience.com

Fax: 1-832-243-6017

Rev. V1.7