

RHAG Polyclonal Antibody

Catalog Number: E-AB-52939



Note: Centrifuge before opening to ensure complete recovery of vial contents.

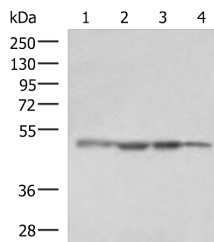
Description

Reactivity	Human, Mouse
Immunogen	Fusion protein of human RHAG
Host	Rabbit
Isotype	IgG
Purification	Antigen affinity purification
Conjugation	Unconjugated
Formulation	PBS with 0.05% NaN ₃ and 40% Glycerol, pH7.4

Applications Recommended Dilution


WB	1:1000-1:5000
IHC	1:50-1:300
ELISA	1:5000-1:10000

Data

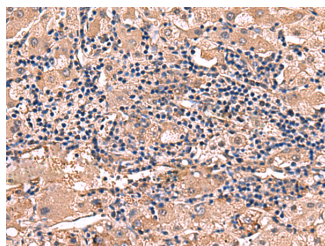


Western blot analysis of HepG2 cell Human fetal liver tissue K562 cell NIH/3T3 cell lysates using RHAG Polyclonal Antibody at dilution of 1:1600

Observed Mw: Refer to figures
Calculated Mw: 44 kDa



Immunohistochemistry of paraffin-embedded Human tonsil tissue using RHAG Polyclonal Antibody at dilution of 1:110(×200)



Immunohistochemistry of paraffin-embedded Human liver cancer tissue using RHAG Polyclonal Antibody at dilution of 1:110(×200)

Preparation & Storage

Storage Store at -20°C. Avoid freeze / thaw cycles.

Background

For Research Use Only

A Reliable Research Partner in Life Science and Medicine

Toll-free: 1-888-852-8623

Web: www.elabscience.com

Tel: 1-832-243-6086

Email: techsupport@elabscience.com

Fax: 1-832-243-6017

RHAG Polyclonal Antibody

Catalog Number: E-AB-52939



The protein encoded by this gene is erythrocyte-specific and is thought to be part of a membrane channel that transports ammonium and carbon dioxide across the blood cell membrane. The encoded protein appears to interact with Rh blood group antigens and Rh30 polypeptides. Defects in this gene are a cause of regulator type Rh-null hemolytic anemia (RHN), or Rh-deficiency syndrome. RHAG (Rh-Associated Glycoprotein) is a Protein Coding gene. Diseases associated with RHAG include Anemia, Hemolytic, Rh-Null, Regulator Type and Stomatocytosis I. Among its related pathways are Transport of glucose and other sugars, bile salts and organic acids, metal ions and amine compounds and Erythrocytes take up carbon dioxide and release oxygen. GO annotations related to this gene include ankyrin binding and ammonium transmembrane transporter activity. An important paralog of this gene is RHCG.

For Research Use Only

A Reliable Research Partner in Life Science and Medicine

Toll-free: 1-888-852-8623

Tel: 1-832-243-6086

Fax: 1-832-243-6017

Web: www.elabscience.com

Email: techsupport@elabscience.com