

ANXA6 Polyclonal Antibody

catalog number: **E-AB-40260**

Note: Centrifuge before opening to ensure complete recovery of vial contents.

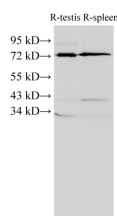
Description

Reactivity	Human;Mouse;Rat
Immunogen	Recombinant Rat Annexin A6 protein
Host	Rabbit
Isotype	IgG
Purification	Antigen Affinity Purification
Buffer	PBS with 0.05% Proclin300, 1% protective protein and 50% glycerol, pH7.4

Applications

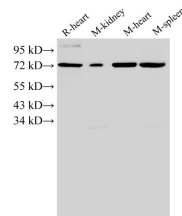
WB	1:1000-1:4000
IHC	1:100-1:200

Data



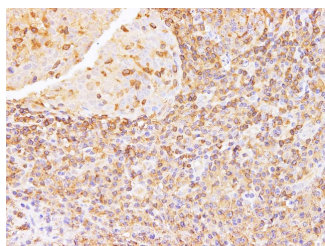
Western Blot analysis of Rat testis and Rat spleen using ANXA6 Polyclonal Antibody at dilution of 1:2000

Observed-MW:72 kDa
Calculated-MW:76 kDa



Western Blot analysis of Rat heart, Mouse kidney, Mouse heart and Mouse spleen using ANXA6 Polyclonal Antibody at dilution of 1:2000

Observed-MW:72 kDa
Calculated-MW:76 kDa



Immunohistochemistry of paraffin-embedded Human tonsil using Anxa6 Polyclonal Antibody at dilution of 1:100

Preparation & Storage

Storage	Store at -20°C Valid for 12 months. Avoid freeze / thaw cycles.
Shipping	The product is shipped with ice pack, upon receipt, store it immediately at the temperature recommended.

Background

For Research Use Only

Toll-free: 1-888-852-8623
Web: www.elabscience.com

Tel: 1-832-243-6086
Email: techsupport@elabscience.com

Fax: 1-832-243-6017

Rev. V2.1

Annexin VI belongs to a family of calcium-dependent membrane and phospholipid binding proteins. Several members of the annexin family have been implicated in membrane-related events along exocytotic and endocytotic pathways. The annexin VI gene is approximately 60 kbp long and contains 26 exons. It encodes a protein of about 68 kDa that consists of eight 68-amino acid repeats separated by linking sequences of variable lengths. It is highly similar to human annexins I and II sequences, each of which contain four such repeats. Annexin VI has been implicated in mediating the endosome aggregation and vesicle fusion in secreting epithelia during exocytosis. Alternatively spliced transcript variants have been described.