

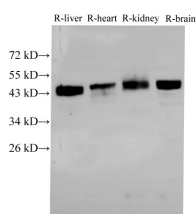
BSG Polyclonal Antibody

catalog number: E-AB-40298

Note: Centrifuge before opening to ensure complete recovery of vial contents.

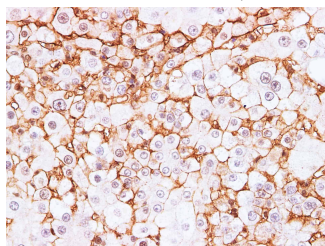
Description	
Reactivity	Mouse;Rat
Immunogen	Recombinant Rat Basigin protein
Host	Rabbit
Isotype	IgG
Purification	Antigen Affinity Purification
Conjugation	Unconjugated
Buffer	PBS with 0.05% Proclin300, 1% protective protein and 50% glycerol, pH7.4
Applications	Recommended Dilution
WB	1:1000-1:2000
IHC	1:100-1:300

Data

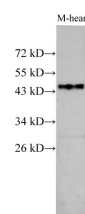


Western Blot analysis of Rat liver, Rat heart, Rat kidney and Rat brain using BSG Polyclonal Antibody at dilution of 1:2000

Observed-MW:30 kDa,40-60 kDa
Calculated-MW:30 kDa,40-60 kDa

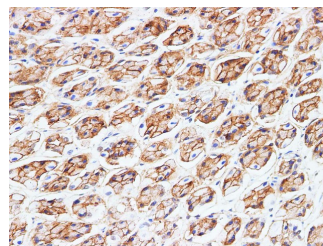


Immunohistochemistry of paraffin-embedded Rat liver using BSG Polyclonal Antibody at dilution of 1:200



Western Blot analysis of Mouse heart using BSG Polyclonal Antibody at dilution of 1:1000

Observed-MW:30 kDa,40-60 kDa
Calculated-MW:30 kDa,40-60 kDa



Immunohistochemistry of paraffin-embedded Rat stomach using BSG Polyclonal Antibody at dilution of 1:200

Preparation & Storage	
Storage	Store at -20°C Valid for 12 months. Avoid freeze / thaw cycles.
Shipping	The product is shipped with ice pack, upon receipt, store it immediately at the temperature recommended.

Background

For Research Use Only

Tel: 400-999-2100

Web: www.elabscience.cn

Email: techsupport@elabscience.cn

Rev. V2.1

BSG, also named as 5F7, Basigin, EMMPRIN, TCSF and CD147, plays pivotal roles in spermatogenesis, embryo implantation, neural network formation and tumor progression. It stimulates adjacent fibroblasts to produce matrix metalloproteinases (MMPs). CD147 may target monocarboxylate transporters SLC16A1, SLC16A3 and SLC16A8 to plasma membranes of retinal pigment epithelium and neural retina. It seems to be a receptor for oligomannosidic glycans. CD147 is a receptor of CypA, inducing matrix metalloproteinase expression and mediating the degradation of the extracellular matrix, plays an important role in tumorigenesis and invasion in oral cancer. It has been considered as an objective and effective marker to predict invasion and prognosis in various cancers.