

Desmin Monoclonal Antibody

catalog number: E-AB-70228

Note: Centrifuge before opening to ensure complete recovery of vial contents.

Description

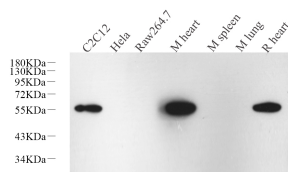
Reactivity	Human;Mouse;Rat
Immunogen	Recombinant protein corresponding to Mouse desmin
Host	Mouse
Isotype	IgG
Clone	3E1G4
Purification	Affinity purification
Conjugation	Unconjugated
Buffer	Phosphate buffered solution, pH 7.4, containing 0.05% stabilizer, 1% protein protectant and 50% glycerol.

Applications

Recommended Dilution

WB	1:1000-1:2000
IHC	1:300-1:800

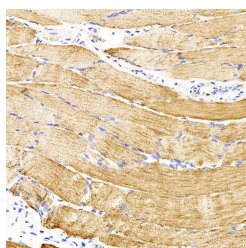
Data



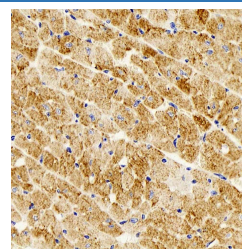
Western Blot analysis of various samples using Desmin Monoclonal Antibody at dilution of 1:1000.

Observed-MW:55 kDa

Calculated-MW:54 kDa



Immunohistochemistry analysis of paraffin-embedded rat skeletal muscle using Desmin Monoclonal Antibody at dilution of 1:300.



Immunohistochemistry analysis of paraffin-embedded mouse heart using Desmin Monoclonal Antibody at dilution of 1:300.

Preparation & Storage

Storage	Store at -20°C Valid for 12 months. Avoid freeze / thaw cycles.
Shipping	The product is shipped with ice pack, upon receipt, store it immediately at the temperature recommended.

Background

For Research Use Only

This gene encodes a muscle-specific class III intermediate filament. Homopolymers of this protein form a stable intracytoplasmic filamentous network connecting myofibrils to each other and to the plasma membrane. Mutations in this gene are associated with desmin-related myopathy, a familial cardiac and skeletal myopathy (CSM), and with distal myopathies.