

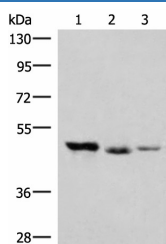
HMBOX1 Polyclonal Antibody

catalog number: E-AB-52877

Note: Centrifuge before opening to ensure complete recovery of vial contents.

Description	
Reactivity	Human;Mouse
Immunogen	Fusion protein of human HMBOX1
Host	Rabbit
Isotype	IgG
Purification	Antigen affinity purification
Conjugation	Unconjugated
Buffer	Phosphate buffered solution, pH 7.4, containing 0.05% stabilizer and 50% glycerol.
Applications	Recommended Dilution
WB	1:500-1:2000
IHC	1:50-1:300

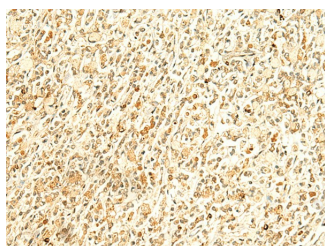
Data




Western blot analysis of K562 and Jurkat cell Mouse kidney tissue lysates using HMBOX1 Polyclonal Antibody at dilution of 1:500

Observed-MV:Refer to figures

Calculated-MV:47 kDa



Immunohistochemistry of paraffin-embedded Human gastric cancer tissue using HMBOX1 Polyclonal Antibody at dilution of 1:50(×200)



Immunohistochemistry of paraffin-embedded Human tonsil tissue using HMBOX1 Polyclonal Antibody at dilution of 1:50(×200)

Preparation & Storage

Storage	Store at -20°C Valid for 12 months. Avoid freeze / thaw cycles.
Shipping	The product is shipped with ice pack,upon receipt,store it immediately at the temperature recommended.

Background

Transcription factor.Ubiquitous. Detected in pancreas, brain, spleen, placenta, prostate, thymus, liver, heart, bone marrow, skeletal muscle, stomach, uterus, testis, kidney, ovary, and colon.

For Research Use Only