

APOA1 Polyclonal Antibody

catalog number: E-AB-66246

Note: Centrifuge before opening to ensure complete recovery of vial contents.

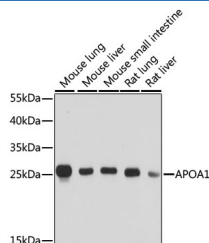
Description

| | |
|--------------|--|
| Reactivity | Mouse;Rat |
| Immunogen | Recombinant fusion protein of human APOA1 (NP_000030.1). |
| Host | Rabbit |
| Isotype | IgG |
| Purification | Affinity purification |
| Buffer | Phosphate buffered solution, pH 7.4, containing 0.05% stabilizer and 50% glycerol. |

Applications

| Applications | Recommended Dilution |
|--------------|----------------------|
| WB | 1:500-1:2000 |
| IHC | 1:50-1:200 |

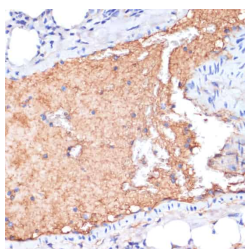
Data



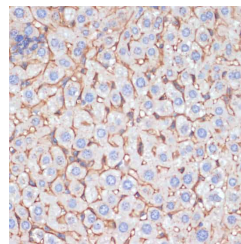
Western blot analysis of extracts of various cell lines using APOA1 Polyclonal Antibody at dilution of 1:1000.

Observed-MW:31 kDa

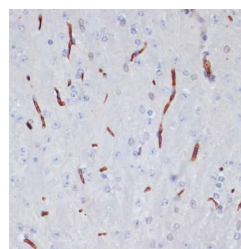
Calculated-MW:30 kDa



Immunohistochemistry of paraffin-embedded Mouse lung using APOA1 Polyclonal Antibody at dilution of 1:100 (40x lens).



Immunohistochemistry of paraffin-embedded Mouse liver using APOA1 Polyclonal Antibody at dilution of 1:100 (40x lens).



Immunohistochemistry of paraffin-embedded Mouse brain using APOA1 Polyclonal Antibody at dilution of 1:100 (40x lens).

Preparation & Storage

| | |
|----------|--|
| Storage | Store at -20°C Valid for 12 months. Avoid freeze / thaw cycles. |
| Shipping | The product is shipped with ice pack, upon receipt, store it immediately at the temperature recommended. |

Background

For Research Use Only

This gene encodes apolipoprotein A-I, which is the major protein component of high density lipoprotein (HDL) in plasma. The encoded preproprotein is proteolytically processed to generate the mature protein, which promotes cholesterol efflux from tissues to the liver for excretion, and is a cofactor for lecithin cholesterolacyltransferase (LCAT), an enzyme responsible for the formation of most plasma cholesteryl esters. This gene is closely linked with two other apolipoprotein genes on chromosome 11. Defects in this gene are associated with HDL deficiencies, including Tangier disease, and with systemic non-neuropathic amyloidosis. Alternative splicing results in multiple transcript variants, at least one of which encodes a preproprotein.

For Research Use Only

Toll-free: 1-888-852-8623
Web: www.elabscience.com

Tel: 1-832-243-6086
Email: techsupport@elabscience.com

Fax: 1-832-243-6017

Rev. V1.7