

(KO Validated) Caspase-3 Polyclonal Antibody

catalog number: E-AB-60646

Note: Centrifuge before opening to ensure complete recovery of vial contents.

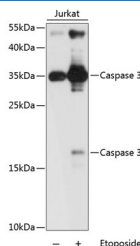
Description

Reactivity	Human;Mouse;Rat
Immunogen	Recombinant fusion protein of human Caspase-3 (NP_004337.2).
Host	Rabbit
Isotype	IgG
Purification	Affinity purification
Buffer	Phosphate buffered solution, pH 7.4, containing 0.05% stabilizer and 50% glycerol.

Applications Recommended Dilution

WB	1:500-1:2000
IHC	1:50-1:200

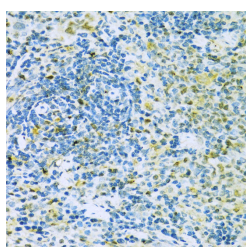
Data



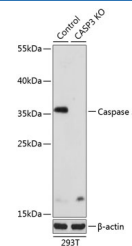
Western blot analysis of extracts of Jurkat cells using Caspase-3 Polyclonal Antibody at dilution of 1:1000.

Observed-MW:17 kDa/35 kDa

Calculated-MW:31 kDa



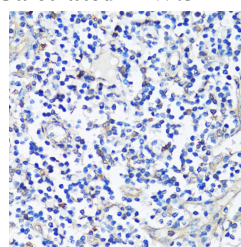
Immunohistochemistry of paraffin-embedded Rat spleen using Caspase-3 Polyclonal Antibody at dilution of 1:100 (40x lens).



Western blot analysis of extracts from normal (control) and Caspase-3 knockout (KO) 293T cells using Caspase-3 Polyclonal Antibody at dilution of 1:1000.

Observed-MW:17 kDa/35 kDa

Calculated-MW:31 kDa



Immunohistochemistry of paraffin-embedded Human tonsil using Caspase-3 Polyclonal Antibody at dilution of 1:100 (40x lens).

Preparation & Storage

Storage	Store at -20°C Valid for 12 months. Avoid freeze / thaw cycles.
Shipping	The product is shipped with ice pack, upon receipt, store it immediately at the temperature recommended.

Background

For Research Use Only

This gene encodes a protein which is a member of the cysteine-aspartic acid protease (caspase) family. Sequential activation of caspases plays a central role in the execution-phase of cell apoptosis. Caspases exist as inactive proenzymes which undergo proteolytic processing at conserved aspartic residues to produce two subunits, large and small, that dimerize to form the active enzyme. This protein cleaves and activates caspases 6, 7 and 9, and the protein itself is processed by caspases 8, 9 and 10. It is the predominant caspase involved in the cleavage of amyloid-beta 4A precursor protein, which is associated with neuronal death in Alzheimer's disease. Alternative splicing of this gene results in two transcript variants that encode the same protein.

For Research Use Only

Toll-free: 1-888-852-8623
Web: www.elabscience.com

Tel: 1-832-243-6086
Email: techsupport@elabscience.com

Fax: 1-832-243-6017

Rev. V1.7