

## ZAP70 Polyclonal Antibody

catalog number: E-AB-53218

**Note:** Centrifuge before opening to ensure complete recovery of vial contents.


### Description

<b>Reactivity</b>	Human;Mouse
<b>Immunogen</b>	Synthetic peptide of human ZAP70
<b>Host</b>	Rabbit
<b>Isotype</b>	IgG
<b>Purification</b>	Antigen affinity purification
<b>Buffer</b>	Phosphate buffered solution, pH 7.4, containing 0.05% stabilizer and 50% glycerol.

### Applications

Applications	Recommended Dilution
<b>WB</b>	1:500-1:2000
<b>IHC</b>	1:25-1:100

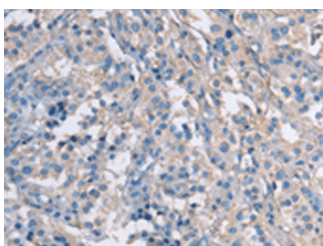
### Data



Western blot analysis of Jurkat cells mouse thymus tissue using ZAP70 Polyclonal Antibody at dilution of 1:1000

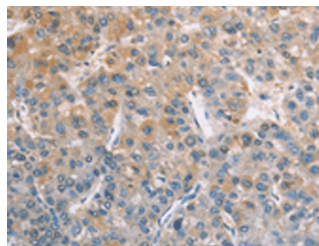
**Observed-MW:Refer to figures**

**Calculated-MW:70 kDa**



Immunohistochemistry of paraffin-embedded Human thyroid cancer tissue using ZAP70 Polyclonal Antibody at dilution of

1:50(×200)



Immunohistochemistry of paraffin-embedded Human liver cancer tissue using ZAP70 Polyclonal Antibody at dilution of 1:50(×200)

### Preparation & Storage

<b>Storage</b>	Store at -20°C Valid for 12 months. Avoid freeze / thaw cycles.
<b>Shipping</b>	The product is shipped with ice pack,upon receipt,store it immediately at the temperature recommended.

### Background

### For Research Use Only

Zeta-associated protein (ZAP)-70, a member of the Syk family of tyrosine kinases, plays an important role in T-cell receptor signaling, natural killer (NK) cell activation and early B-cell development. ZAP-70 is expressed in a subset of cases of chronic lymphocytic leukemia/small lymphocytic lymphoma (CLL/SLL) with unmutated immunoglobulin heavy-chain variable region (IgVH) genes and is associated with poor clinical outcome.

## For Research Use Only

Toll-free: 1-888-852-8623  
Web: [www.elabscience.com](http://www.elabscience.com)

Tel: 1-832-243-6086  
Email: [techsupport@elabscience.com](mailto:techsupport@elabscience.com)

Fax: 1-832-243-6017

Rev. V1.8