

HSPA5 Polyclonal Antibody

catalog number: E-AB-70042

Note: Centrifuge before opening to ensure complete recovery of vial contents.

Description

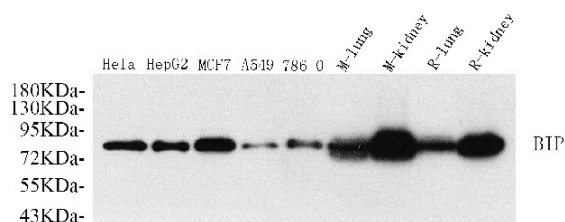
Reactivity	Human;Mouse;Rat
Immunogen	Recombinant protein corresponding to Mouse GRP78
Host	Rabbit
Isotype	IgG
Purification	Affinity purification
Conjugation	Unconjugated
Buffer	Phosphate buffered solution, pH 7.4, containing 0.05% stabilizer, 1% protein protectant and 50% glycerol.

Applications

Recommended Dilution

WB	1:500-1:2000
IHC	1:500-1:2000

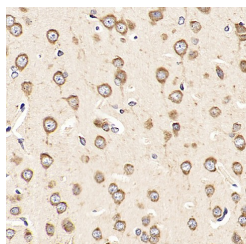
Data



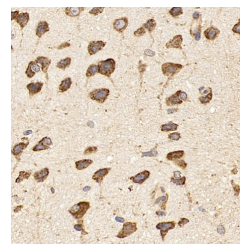
Western Blot analysis of various samples using HSPA5 Polyclonal Antibody at dilution of 1:1000.

Observed-MW:78 kDa

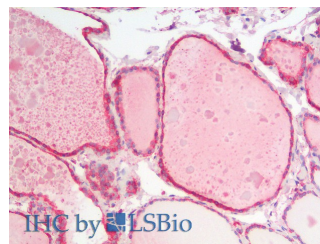
Calculated-MW:78 kDa



Immunohistochemistry analysis of paraffin-embedded rat brain using HSPA5 Polyclonal Antibody at dilution of 1:1000.



Immunohistochemistry analysis of paraffin-embedded mouse brain using HSPA5 Polyclonal Antibody at dilution of 1:1000.



Immunohistochemistry analysis of paraffin-embedded Human Thyroid using HSPA5 Polyclonal Antibody(Elabscience Product Detected by Lifespan).

Preparation & Storage

Storage	Store at -20°C Valid for 12 months. Avoid freeze / thaw cycles.
Shipping	The product is shipped with ice pack, upon receipt, store it immediately at the temperature recommended.

Background

For Research Use Only

The protein encoded by this gene is a member of the heat shock protein 70 (HSP70) family. It is localized in the lumen of the endoplasmic reticulum (ER), and is involved in the folding and assembly of proteins in the ER. As this protein interacts with many ER proteins, it may play a key role in monitoring protein transport through the cell.