

KCNG4 Polyclonal Antibody

catalog number: E-AB-13356

Note: Centrifuge before opening to ensure complete recovery of vial contents.

Description


Reactivity	Human;Mouse
Immunogen	Synthetic peptide of human KCNG4
Host	Rabbit
Isotype	IgG
Purification	Affinity purification
Conjugation	Unconjugated
Buffer	Phosphate buffered solution, pH 7.4, containing 0.05% stabilizer and 50% glycerol.

Applications

Recommended Dilution

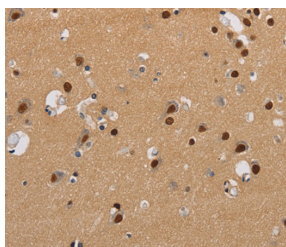
WB	1:500-1:2000
IHC	1:100-1:300

Data

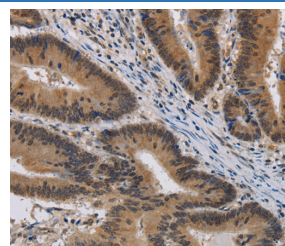


Western Blot analysis of Mouse brain tissue using KCNG4 Polyclonal Antibody at dilution of 1:550

Calculated-MW:59 kDa



Immunohistochemistry of paraffin-embedded Human brain using KCNG4 Polyclonal Antibody at dilution of 1:40



Immunohistochemistry of paraffin-embedded Human colon cancer using KCNG4 Polyclonal Antibody at dilution of 1:40

Preparation & Storage

Storage	Store at -20°C Valid for 12 months. Avoid freeze / thaw cycles.
Shipping	The product is shipped with ice pack, upon receipt, store it immediately at the temperature recommended.

Background

For Research Use Only

Voltage-gated potassium (Kv) channels represent the most complex class of voltage-gated ion channels from both functional and structural standpoints. Their diverse functions include regulating neurotransmitter release, heart rate, insulin secretion, neuronal excitability, epithelial electrolyte transport, smooth muscle contraction, and cell volume. This gene encodes a member of the potassium channel, voltage-gated, subfamily G. This member functions as a modulatory subunit. The gene has strong expression in brain. Multiple alternatively spliced variants have been found in normal and cancerous tissues.