

UFC1 Polyclonal Antibody

catalog number: E-AB-66022

Note: Centrifuge before opening to ensure complete recovery of vial contents.

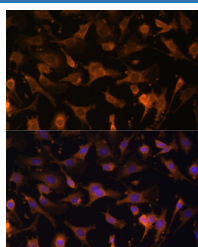
Description

Reactivity	Human;Mouse;Rat
Immunogen	Recombinant fusion protein of human UFC1 (NP_057490.2).
Host	Rabbit
Isotype	IgG
Purification	Affinity purification
Buffer	Phosphate buffered solution, pH 7.4, containing 0.05% stabilizer and 50% glycerol.

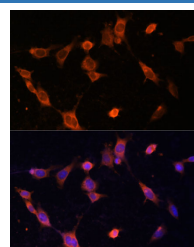
Applications Recommended Dilution

IF	1:50-1:100
-----------	------------

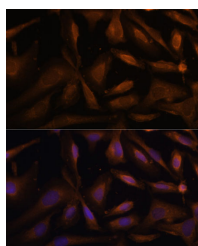
Data



Immunofluorescence analysis of C6 cells using UFC1 Polyclonal Antibody at dilution of 1:100 (40x lens). Blue: DAPI for nuclear staining.



Immunofluorescence analysis of NIH-3T3 cells using UFC1 Polyclonal Antibody at dilution of 1:100 (40x lens). Blue: DAPI for nuclear staining.



Immunofluorescence analysis of U-2 OS cells using UFC1 Polyclonal Antibody at dilution of 1:100 (40x lens). Blue: DAPI for nuclear staining.

Preparation & Storage

Storage	Store at -20°C Valid for 12 months. Avoid freeze / thaw cycles.
Shipping	The product is shipped with ice pack, upon receipt, store it immediately at the temperature recommended.

Background

UFC1 is an E2-like conjugating enzyme for ubiquitin-fold modifier-1 (UFM1; MIM 610553) (Komatsu et al., 2004 [PubMed 15071506]).

For Research Use Only