

ANXA5 Polyclonal Antibody

catalog number: E-AB-40440

Note: Centrifuge before opening to ensure complete recovery of vial contents.

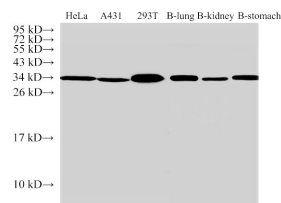
Description

Reactivity	Human;Mouse;Rat;Bovine
Immunogen	Recombinant Bovine Annexin A5 protein
Host	Rabbit
Isotype	IgG
Purification	Antigen Affinity Purification
Buffer	PBS with 0.05% proclin 300, 1% protective protein and 50% glycerol,pH7.4

Applications Recommended Dilution

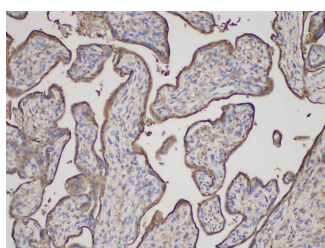
WB	1:500-1:2000
IHC	1:50-1:200

Data

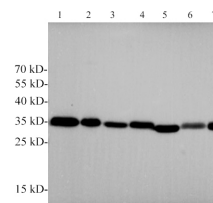


Western Blot analysis of 1)Hela, 2)A431, 3)293T, 4)Bovine lung, 5)Bovine kidney, 6)Bovine stomach using ANXA5 Polyclonal Antibody at dilution of 1:500

Observed-MV:36 kDa
Calculated-MV:36 kDa

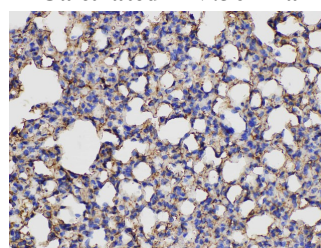


Immunohistochemistry of paraffin-embedded Human placenta using ANXA5 Polyclonal Antibody at dilution of 1:150



Western blotting with anti-ANXA5 polyclonal antibody at dilution of 1:1000. Lane 1:NIH/3T3 cell lysate,Lane 2:C2C12 cell lysate,lane 3:Mouse brain lysate,lane 4:Mouse heart lysate,lane 5:C6 cell lysate,lane 6:Rat brain lysate,lane 7:Rat heart lysate.

Observed-MV:36 kDa
Calculated-MV:36 kDa



Immunohistochemistry of paraffin-embedded Mouse lung using ANXA5 Polyclonal Antibody at dilution of 1:150

Preparation & Storage

Storage	Store at -20°C Valid for 12 months. Avoid freeze / thaw cycles.
Shipping	The product is shipped with ice pack,upon receipt,store it immediately at the temperature recommended.

Background

For Research Use Only

This protein is an anticoagulant protein that acts as an indirect inhibitor of the thromboplastin-specific complex, which is involved in the blood coagulation cascade.

For Research Use Only

Toll-free: 1-888-852-8623
Web: www.elabscience.com

Tel: 1-832-243-6086
Email: techsupport@elabscience.com

Fax: 1-832-243-6017

Rev. V1.8