

## RPS14 Polyclonal Antibody

catalog number: **E-AB-19130**

**Note:** Centrifuge before opening to ensure complete recovery of vial contents.

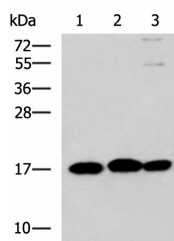
### Description

<b>Reactivity</b>	Human;Mouse;Rat
<b>Immunogen</b>	Fusion protein of human RPS14
<b>Host</b>	Rabbit
<b>Isotype</b>	IgG
<b>Purification</b>	Antigen affinity purification
<b>Buffer</b>	Phosphate buffered solution, pH 7.4, containing 0.05% stabilizer and 50% glycerol.

### Applications Recommended Dilution

<b>WB</b>	1:1000-1:5000
<b>IHC</b>	1:50-1:200

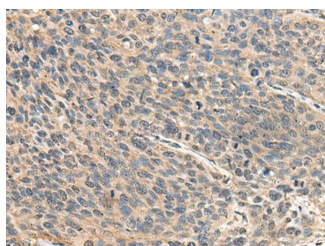
### Data



Western blot analysis of 231 HL60 and Jurkat cell lysates using RPS14 Polyclonal Antibody at dilution of 1:700

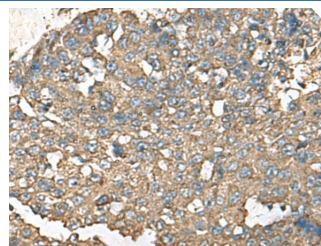
**Observed-MW:Refer to figures**

**Calculated-MW:16 kDa**



Immunohistochemistry of paraffin-embedded Human cervical cancer tissue using RPS14 Polyclonal Antibody at dilution of

1:50(×200)



Immunohistochemistry of paraffin-embedded Human liver cancer tissue using RPS14 Polyclonal Antibody at dilution of 1:50(×200)

### Preparation & Storage

<b>Storage</b>	Store at -20°C Valid for 12 months. Avoid freeze / thaw cycles.
<b>Shipping</b>	The product is shipped with ice pack,upon receipt,store it immediately at the temperature recommended.

### Background

### For Research Use Only

Ribosomes, the organelles that catalyze protein synthesis, consist of a small 40S subunit and a large 60S subunit. Together these subunits are composed of 4 RNA species and approximately 80 structurally distinct proteins. This gene encodes a ribosomal protein that is a component of the 40S subunit. The protein belongs to the S11P family of ribosomal proteins. It is located in the cytoplasm. Transcript variants utilizing alternative transcription initiation sites have been described in the literature. As is typical for genes encoding ribosomal proteins, there are multiple processed pseudogenes of this gene dispersed through the genome. In Chinese hamster ovary cells, mutations in this gene can lead to resistance to emetine, a protein synthesis inhibitor. Multiple alternatively spliced transcript variants encoding the same protein have been found for this gene.