

HSP75 Polyclonal Antibody

catalog number: E-AB-14142

Note: Centrifuge before opening to ensure complete recovery of vial contents.


Description

Reactivity	Human;Mouse;Rat
Immunogen	Recombinant protein of human TRAP1
Host	Rabbit
Isotype	IgG
Purification	Affinity purification
Buffer	Phosphate buffered solution, pH 7.4, containing 0.05% stabilizer and 50% glycerol.

Applications

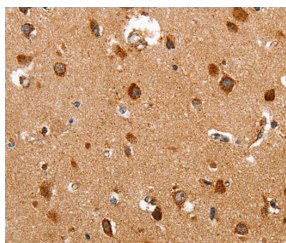
Applications	Recommended Dilution
WB	1:1000-1:5000
IHC	1:100-1:200

Data

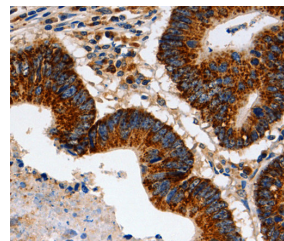


Western Blot analysis of K562, Jurkat, 293T cell using HSP75 Polyclonal Antibody at dilution of 1:1050

Calculated-MW:80 kDa



Immunohistochemistry of paraffin-embedded Human brain using HSP75 Polyclonal Antibody at dilution of 1:60



Immunohistochemistry of paraffin-embedded Human colon cancer using HSP75 Polyclonal Antibody at dilution of 1:60

Preparation & Storage

Storage	Store at -20°C Valid for 12 months. Avoid freeze / thaw cycles.
Shipping	The product is shipped with ice pack, upon receipt, store it immediately at the temperature recommended.

Background

HSP90 proteins are highly conserved molecular chaperones that have key roles in signal transduction, protein folding, protein degradation, and morphologic evolution. HSP90 proteins normally associate with other cochaperones and play important roles in folding newly synthesized proteins or stabilizing and refolding denatured proteins after stress. TRAP1 is a mitochondrial HSP90 protein. Other HSP90 proteins are found in cytosol and endoplasmic reticulum.

For Research Use Only