

## PHPT1 Polyclonal Antibody

**catalog number: E-AB-60198**

**Note:** Centrifuge before opening to ensure complete recovery of vial contents.

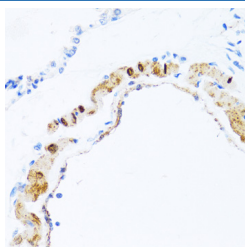
### Description

<b>Reactivity</b>	Human;Mouse;Rat
<b>Immunogen</b>	Recombinant fusion protein of human PHPT1 (NP_054891.2).
<b>Host</b>	Rabbit
<b>Isotype</b>	IgG
<b>Purification</b>	Affinity purification
<b>Buffer</b>	Phosphate buffered solution, pH 7.4, containing 0.05% stabilizer and 50% glycerol.

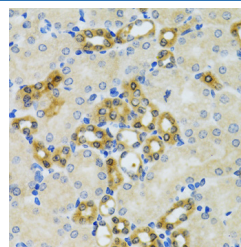
### Applications Recommended Dilution

<b>IHC</b>	1:50-1:200
------------	------------

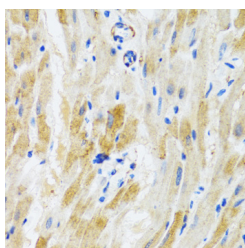
### Data



Immunohistochemistry of paraffin-embedded Rat lung using PHPT1 Polyclonal Antibody at dilution of 1:100 (40x lens).



Immunohistochemistry of paraffin-embedded Mouse kidney using PHPT1 Polyclonal Antibody at dilution of 1:100 (40x lens).



Immunohistochemistry of paraffin-embedded Mouse heart using PHPT1 Polyclonal Antibody at dilution of 1:100 (40x lens).

### Preparation & Storage

<b>Storage</b>	Store at -20°C Valid for 12 months. Avoid freeze / thaw cycles.
<b>Shipping</b>	The product is shipped with ice pack, upon receipt, store it immediately at the temperature recommended.

### Background

This gene encodes an enzyme that catalyzes the reversible dephosphorylation of histidine residues in proteins. It may be involved in the dephosphorylation of G-beta and ATP citrate lyase and in negatively regulating CD4 T lymphocytes by dephosphorylation and inhibition of KCa3.1 channels. Alternative splicing results in multiple transcript variants.

### For Research Use Only