

DNMT1 Polyclonal Antibody

catalog number: E-AB-70196

Note: Centrifuge before opening to ensure complete recovery of vial contents.

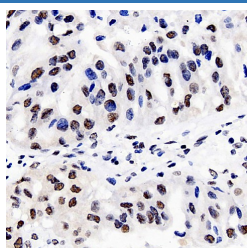
Description

Reactivity	Human
Immunogen	KLH conjugated Synthetic peptide corresponding to Mouse Dnmt1
Host	Rabbit
Isotype	IgG
Purification	Affinity purification
Conjugation	Unconjugated
Buffer	Phosphate buffered solution, pH 7.4, containing 0.05% stabilizer, 1% protein protectant and 50% glycerol.

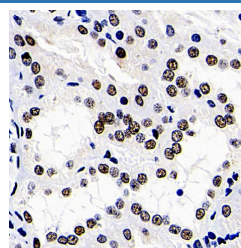
Applications

IHC 1:200-1:800

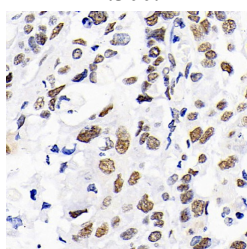
Data



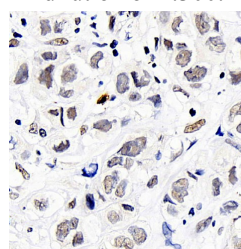
Immunohistochemistry analysis of paraffin-embedded human liver cancer using DNMT1 Polyclonal Antibody at dilution of 1:300.



Immunohistochemistry analysis of paraffin-embedded human kidney using DNMT1 Polyclonal Antibody at dilution of 1:300.



Immunohistochemistry analysis of paraffin-embedded human lung cancer using DNMT1 Polyclonal Antibody at dilution of 1:300.



Immunohistochemistry analysis of paraffin-embedded human breast cancer using DNMT1 Polyclonal Antibody at dilution of 1:300.

Preparation & Storage

Storage	Store at -20°C Valid for 12 months. Avoid freeze / thaw cycles.
Shipping	The product is shipped with ice pack, upon receipt, store it immediately at the temperature recommended.

Background

DNA (cytosine-5-)-methyltransferase 1 has a role in the establishment and regulation of tissue-specific patterns of methylated cytosine residues. Aberrant methylation patterns are associated with certain human tumors and developmental abnormalities. Two transcript variants encoding different isoforms have been found for this gene.

For Research Use Only