ANTXR2 Polyclonal Antibody

Catalog Number:E-AB-63203

Note: Centrifuge before opening to ensure complete recovery of vial contents.

Description

Reactivity	Human,Mouse,Rat
Immunogen	Recombinant fusion protein of human ANTXR2 (NP_477520.2).
Host	Rabbit
Isotype	IgG
Purification	Affinity purification
Conjugation	Unconjugated
Formulation	PBS with 0.02% sodium azide, 50% glycerol, pH7.3.

Applications	Recommended Dilution
WB	1:500-1:2000
IHC	1:50-1:200

Data

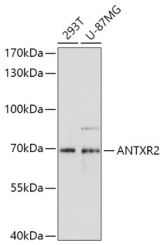

Western blot analysis of extracts of various cell lines using ANTXR2 Polyclonal Antibody at dilution of 1:1000.

Observed Mw:69kDa

Calculated Mw:34kDa/42kDa/53kDa

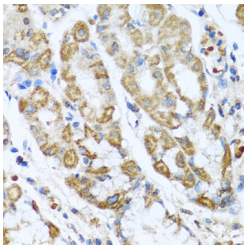

Immunohistochemistry of paraffin-embedded Human stomach using ANTXR2 Polyclonal Antibody at dilution of 1:100 (40x lens).

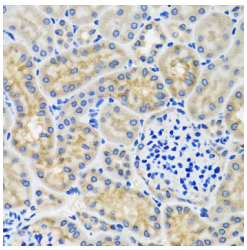

Immunohistochemistry of paraffin-embedded Mouse kidney using ANTXR2 Polyclonal Antibody at dilution of 1:100 (40x lens).

Preparation & Storage

Storage	Store at -20°C. Avoid freeze / thaw cycles.

Background

This gene encodes a receptor for anthrax toxin. The protein binds to collagen IV and laminin, suggesting that it may be involved in extracellular matrix adhesion. Mutations in this gene cause juvenile hyaline fibromatosis and infantile

For Research Use Only

A Reliable Research Partner in Life Science and Medicine

Toll-free: 1-888-852-8623 Tel: 1-832-243-6086 Fax: 1-832-243-6017

Web: www.elabscience.com Email: techsupport@elabscience.com

systemic hyalinosis. Multiple transcript variants encoding different isoforms have been found for this gene.