

MAGOHB Polyclonal Antibody

catalog number: E-AB-18776

Note: Centrifuge before opening to ensure complete recovery of vial contents.

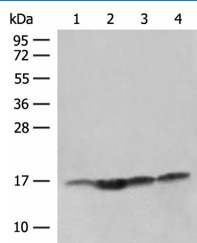
Description

Reactivity	Human;Mouse
Immunogen	Fusion protein of human MAGOHB
Host	Rabbit
Isotype	IgG
Purification	Antigen affinity purification
Buffer	Phosphate buffered solution, pH 7.4, containing 0.05% stabilizer and 50% glycerol.

Applications

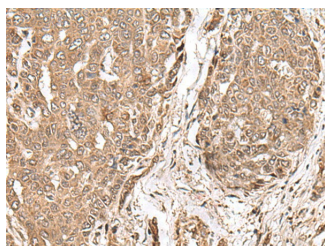
Applications	Recommended Dilution
WB	1:500-1:2000
IHC	1:50-1:300

Data

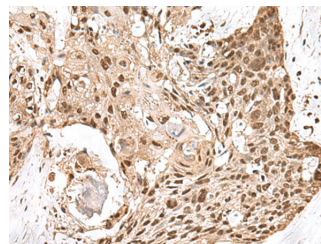


Western blot analysis of Human prostate tissue Jurkat cell
Hela and HL-60 cell lysates using MAGOHB Polyclonal
Antibody at dilution of 1:400

Observed-MW:Refer to figures
Calculated-MW:17 kDa



Immunohistochemistry of paraffin-embedded Human liver
cancer tissue using MAGOHB Polyclonal Antibody at
dilution of 1:70(×200)



Immunohistochemistry of paraffin-embedded Human
esophagus cancer tissue using MAGOHB Polyclonal
Antibody at dilution of 1:70(×200)

Preparation & Storage

Storage	Store at -20°C Valid for 12 months. Avoid freeze / thaw cycles.
Shipping	The product is shipped with ice pack, upon receipt, store it immediately at the temperature recommended.

Background

Involved in mRNA splicing and in the nonsense-mediated decay (NMD) pathway.

For Research Use Only