

UBE2Z Polyclonal Antibody

catalog number: E-AB-18434

Note: Centrifuge before opening to ensure complete recovery of vial contents.

Description

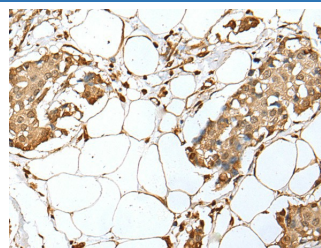
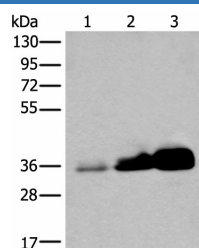
Reactivity	Human;Mouse;Rat
Immunogen	Fusion protein of human UBE2Z
Host	Rabbit
Isotype	IgG
Purification	Antigen affinity purification
Conjugation	Unconjugated
buffer	Phosphate buffered solution, pH 7.4, containing 0.05% stabilizer and 50% glycerol.

Applications

Recommended Dilution

WB	1:500-1:2000
IHC	1:25-1:100

Data

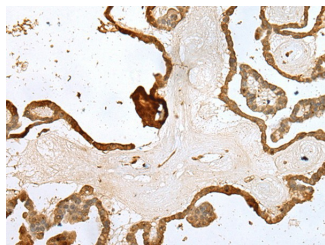


Western blot analysis of Human testis tissue NIH/3T3 and 231 cell lysates using UBE2Z Polyclonal Antibody at dilution of 1:350

Immunohistochemistry of paraffin-embedded Human breast cancer tissue using UBE2Z Polyclonal Antibody at dilution of 1:35(×200)

Observed-MV:Refer to figures

Calculated-MV:38 kDa



Immunohistochemistry of paraffin-embedded Human thyroid cancer tissue using UBE2Z Polyclonal Antibody at dilution of 1:35(×200)

Preparation & Storage

Storage	Store at -20°C Valid for 12 months. Avoid freeze / thaw cycles.
Shipping	The product is shipped with ice pack,upon receipt,store it immediately at the temperature recommended.

Background

This gene encodes an enzyme which ubiquitinates proteins which participate in signaling pathways and apoptosis.

For Research Use Only