

ECI1 Polyclonal Antibody

Catalog Number:E-AB-52352



Note: Centrifuge before opening to ensure complete recovery of vial contents.

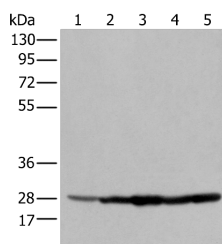
Description

Reactivity	Human
Immunogen	Fusion protein of human ECI1
Host	Rabbit
Isotype	IgG
Purification	Antigen affinity purification
Conjugation	Unconjugated
Formulation	PBS with 0.05% NaN ₃ and 40% Glycerol,pH7.4

Applications Recommended Dilution

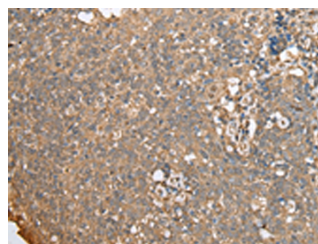
WB	1:500-1:2000
IHC	1:25-1:100
ELISA	1:5000-1:10000

Data

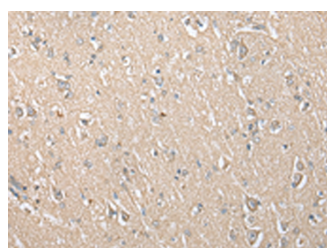


Western blot analysis of 293T cell Hela cell A549 cell using ECI1 Polyclonal Antibody at dilution of 1:350

Observed Mw:Refer to figures
Calculated Mw:33 kDa



Immunohistochemistry of paraffin-embedded Human cervical cancer tissue using ECI1 Polyclonal Antibody at dilution of 1:30(×200)



Immunohistochemistry of paraffin-embedded Human brain tissue using ECI1 Polyclonal Antibody at dilution of 1:30(×200)

Preparation & Storage

Storage Store at -20°C. Avoid freeze / thaw cycles.

Background

For Research Use Only

A Reliable Research Partner in Life Science and Medicine

Toll-free: 1-888-852-8623

Web: www.elabscience.com

Tel: 1-832-243-6086

Email: techsupport@elabscience.com

Fax: 1-832-243-6017

EC11 Polyclonal Antibody

Catalog Number: E-AB-52352



This gene encodes a member of the hydratase/isomerase superfamily. The protein encoded is a key mitochondrial enzyme involved in beta-oxidation of unsaturated fatty acids. It catalyzes the transformation of 3-cis and 3-trans-enoyl-CoA esters arising during the stepwise degradation of cis-, mono-, and polyunsaturated fatty acids to the 2-trans-enoyl-CoA intermediates. Alternatively spliced transcript variants have been described.

For Research Use Only

A Reliable Research Partner in Life Science and Medicine

Toll-free: 1-888-852-8623

Tel: 1-832-243-6086

Fax: 1-832-243-6017

Web: www.elabscience.com

Email: techsupport@elabscience.com